



**Prof. Dr. Avinash S. Jagtap**  
M.Sc. Ph.D.  
PRINCIPAL

E-mail : principal.tccollege@gmail.com

॥ सिद्धिरनेकान्तात् ॥

Anekant Education Society's

**TULJARAM CHATURCHAND COLLEGE**  
of Arts, Science and Commerce, Baramati - 413102.

Dist. Pune. Maharashtra, India.

**Empowered Autonomous Status**

Religious Minority Institute

NAAC Reaccredited 'A+' Grade, CGPA 3.55

**NAAC-SSR**

**Cycle IV**

**2019 - 2024**

**Criterion-VI : Governance, leadership, and management**

**6.5.2**

**Q<sub>1</sub>M**

The institution reviews its teaching-learning process, structures and methodologies of operation and learning outcomes at periodic intervals through its IQAC as per norms

**Attainment of  
Learning Outcomes  
2021-22**



Anekant Education Society's  
**Tuljaram Chaturchand College of Arts, Science & Commerce, Baramati (Autonomous)**  
**Course and Program Outcome Attainment**  
**Department of BBA**

**Under Graduate Program : BBA**

**Attainment of Course Outcomes (Direct Attainment) for Academic Year 2021 - 2022**

Sem	Course Code	Course Title	Total No. of Students	% of Students above 60 % in ESE	Level of Attainment ESE	60 % Attainment Level in end term exam (I)	% of Students above 60 % in CIA	Level of Attainment CIA	40 % Attainment Level in CIA exam (II)	Attainment of Course (I+II)
V	BBA3501	SUPPLY CHAIN LOGISTIC MANAGEMENT	69	100	3	1.8	97.1	3	1.2	3
	BBA3502	ENTREPRENEURSHIP DEVELOPMENT	69	84.06	3	1.8	14.49	1	0.4	2.2
	BBA3503	BUSINESS LAW	69	95.65	3	1.8	100	3	1.2	3
	BBA3504	RESEARCH METHODOLOGY	69	100	3	1.8	100	3	1.2	3
	BBA3505(B)	FINANCIAL MANAGEMENT-I	42	100	3	1.8	100	3	1.2	3
	BBA3505(C)	MARKETING MANAGEMENT-I	4	100	3	1.8	100	3	1.2	3
	BBA3506(B)	FINANCIAL MANAGEMENT-II	42	28.57	1	0.6	23.81	1	0.4	1
	BBA3506(C)	MARKETING MANAGEMENT-II	4	75	3	1.8	75	3	1.2	3
	BBA3507(B)	FINANCE PROJECT	45	100	3	1.8	NA	NA	NA	1.8
	BBA3507(C)	MARKETING PROJECT	30	100	3	1.8	NA	NA	NA	1.8
VI	BBA3601	BUSINESS PLANNING AND PROJECT MANAGEMENT	76	67.11	3	1.8	100	3	1.2	3
	BBA3602	MANAGEMENT CONTROL SYSTEM	76	64.47	3	1.8	100	3	1.2	3
	BBA3603	E- BUSINESS	76	55.26	2	1.2	100	3	1.2	2.4
	BBA3604	BUSINESS ANALYTICS	76	51.32	2	1.2	100	3	1.2	2.4
	BBA3605(B)	FINANCIAL MANAGEMENT-I	45	75.56	3	1.8	100	3	1.2	3
	BBA3605(C)	MARKETING MANAGEMENT-I	31	64.52	3	1.8	100	3	1.2	3
	BBA3606(B)	FINANCIAL MANAGEMENT-II	45	55.56	2	1.2	100	3	1.2	2.4
	BBA3606(C)	MARKETING MANAGEMENT-II	31	61.29	3	1.8	100	3	1.2	3
	BBA3607(B)	FINANCIAL PROJECT	45	82.22	3	1.8	NA	NA	NA	1.8

VI	BBA3607(C)	MARKETING PROJECT	31	80.65	3	1.8	NA	NA	NA	1.8
Total			975	1541.24	55	33	1410.4	44	17.6	50.6
Average			48.75	77.06	2.75	1.65	70.52	2.2	0.88	2.53




Where: ESE: End Semester Examination; CIA: Continuous Internal Assessment,

Levels of End Semester Examination	
Level 1	Below 40 % of students scoring more than average marks
Level 2	40-59.99 % of students scored more than average marks
Level 3	60 % and above students scoring more than average marks
Levels of Continuous Internal Assessment	
Level 1	Below 40 % of students scoring more than average marks
Level 2	40-59.99 % of students scoring more than average marks
Level 3	60 % and above students scoring more than average marks

Average Attainment by Direct Method	Average Attainment by Indirect Method	70% of Average Attainment by direct method	30 % of Average Attainment by indirect method	Average	Attainment Level
2.53	3	1.77	0.9	2.67	5

Program Outcome Level	Target Attainment
Level 1	0.5 - 1.0
Level 2	1.0 - 1.5
Level 3	1.5 - 2.0
Level 4	2.0 - 2.5
Level 5	2.5 - 3.0



Anekant Education Society's  
**Tuljaram Chaturchand College of Arts, Science & Commerce, Baramati (Autonomous)**  
**Course and Program Outcome Attainment**  
**Department of BCA**  
**Under Graduate Program : BCA**  
**Attainment of Course Outcomes (Direct Attainment) for Academic Year 2021 - 2022**

Sem	Course Code	Course Title	Total No. of Students	% of Students above 60 % in ESE	Level of Attainment ESE	60 % Attainment Level in end term exam (I)	% of Students above 60 % in CIA	Level of Attainment CIA	40 % Attainment Level in CIA exam (II)	Attainment of Course (I+II)
V	BCA3501	ANDROID APPLICATION PROGRAMMING	72	98.61	3	1.8	98.61	3	1.2	3
	BCA3502	.NET PROGRAMMING	72	98.61	3	1.8	97.22	3	1.2	3
	BCA3503(A)	CLOUD COMPUTING	72	98.61	3	1.8	95.83	3	1.2	3
	BCA3504(B)	MACHINE LEARNING	72	90.28	3	1.8	98.61	3	1.2	3
	BCA3505	PROJECT	72	95.83	3	1.8	NA	NA	NA	1.8
	BCA3506	PRACTICAL - I	72	98.61	3	1.8	98.61	3	1.2	3
	BCA3507	PRACTICAL - II	72	98.61	3	1.8	97.22	3	1.2	3
	BCA3508	PRACTICAL - III	72	98.61	3	1.8	95.83	3	1.2	3
VI	BCA3601	DATA ANALYTICS USING PYTHON	74	36.49	1	0.6	95.95	3	1.2	1.8
	BCA3602	NOSQL DATABASES	74	41.89	2	1.2	90.54	3	1.2	2.4
	BCA3603(A)	BIG DATA	74	59.46	2	1.2	93.24	3	1.2	2.4
	BCA3604(A)	DATA MINING	74	24.32	1	0.6	75.68	3	1.2	1.8
	BCA3605	PROJECT	74	97.3	3	1.8	NA	NA	NA	1.8
	BCA3606	PRACTICAL - I	74	95.95	3	1.8	93.24	3	1.2	3
	BCA3607	PRACTICAL - II	74	90.54	3	1.8	95.95	3	1.2	3
<b>Total</b>			<b>1094</b>	<b>1223.72</b>	<b>39</b>	<b>23.4</b>	<b>1226.53</b>	<b>39</b>	<b>15.6</b>	<b>39</b>
<b>Average</b>			<b>72.93</b>	<b>81.58</b>	<b>2.6</b>	<b>1.56</b>	<b>81.77</b>	<b>2.6</b>	<b>1.04</b>	<b>2.6</b>




Where: ESE: End Semester Examination; CIA: Continuous Internal Assessment

Levels of End Semester Examination	
Level 1	Below 40 % of students scoring more than average marks
Level 2	40-59.99 % of students scored more than average marks
Level 3	60 % and above students scoring more than average marks
Levels of Continuous Internal Assessment	
Level 1	Below 40 % of students scoring more than average marks
Level 2	40-59.99 % of students scoring more than average marks
Level 3	60 % and above students scoring more than average marks

Average Attainment by Direct Method	Average Attainment by Indirect Method	70% of Average Attainment by direct method	30 % of Average Attainment by indirect method	Average	Attainment Level
2.6	3	1.82	0.9	2.72	5

Program Outcome Level	Target Attainment
Level 1	0.5 - 1.0
Level 2	1.0 - 1.5
Level 3	1.5 - 2.0
Level 4	2.0 - 2.5
Level 5	2.5 - 3.0



Anekant Education Society's  
**Tuljaram Chaturchand College of Arts, Science & Commerce, Baramati (Autonomous)**  
**Course and Program Outcome Attainment**  
**Department of Dairy Technology**  
**Under Graduate Program : B.Voc. (Dairy Technology)**  
**Attainment of Course Outcomes (Direct Attainment) for Academic Year 2021 - 2022**

Sem	Course Code	Course Title	Total No. of Students	% of Students above 60 % in ESE	Level of Attainment ESE	60 % Attainment Level in end term exam (I)	% of Students above 60 % in CIA	Level of Attainment CIA	40 % Attainment Level in CIA exam (II)	Attainment of Course (I+II)
V	DT-501 T	QUALITY ASSURANCE AND WASTE MANAGEMENT	36	100	3	1.8	83.33	3	1.2	3
	DT-502 T	FAT RICH MILK PRODUCTS	12	100	3	1.8	100	3	1.2	3
	DT-503 T	DAIRY PLANT MANAGEMENT	35	91.43	3	1.8	88.57	3	1.2	3
	DT-5.1 P	QUALITY ASSURANCE AND WASTE MANAGEMENT-I	12	91.67	3	1.8	87.53	3	1.2	3
	DT-5.2 P	FAT RICH MILK PRODUCTS-I	35	40	2	1.2	51.43	2	0.8	2
	DT-5.3 P	PROJECT	12	75	3	1.8	50	2	0.8	2.6
VI	DT-601 T	DAIRY PRODUCT DEVELOPMENT	47	63.83	3	1.8	61.7	3	1.2	3
	DT-602 T	PACKAGING TECHNOLOGY	47	34.04	1	0.6	46.81	2	0.8	1.4
	DT-603 T	ENTREPRENEURSHIP DEVELOPMENT	47	72.34	3	1.8	44.68	2	0.8	2.6
	DT-6.1 P	DAIRY PRODUCT DEVELOPMENT-I	47	68.09	3	1.8	38.3	1	0.4	2.2
	DT-6.2 P	PACKAGING TECHNOLOGY-I	47	65.96	3	1.8	53.19	2	0.8	2.6
	DT-6.3 P	IN-PLANT TRAINING	47	46.81	2	1.2	61.7	3	1.2	2.4
<b>Total</b>			<b>424</b>	<b>849.17</b>	<b>32</b>	<b>19.2</b>	<b>679.71</b>	<b>26</b>	<b>10.4</b>	<b>29.6</b>
<b>Average</b>			<b>35.33</b>	<b>70.76</b>	<b>2.67</b>	<b>1.6</b>	<b>56.64</b>	<b>2.17</b>	<b>0.87</b>	<b>2.47</b>




Where: ESE: End Semester Examination; CIA: Continuous Internal Assessment,

Levels of End Semester Examination	
Level 1	Below 40 % of students scoring more than average marks
Level 2	40-59.99 % of students scored more than average marks
Level 3	60 % and above students scoring more than average marks
Levels of Continuous Internal Assessment	
Level 1	Below 40 % of students scoring more than average marks
Level 2	40-59.99 % of students scoring more than average marks
Level 3	60 % and above students scoring more than average marks

Average Attainment by Direct Method	Average Attainment by Indirect Method	70% of Average Attainment by direct method	30 % of Average Attainment by indirect method	Average	Attainment Level
2.47	3	1.73	0.9	2.63	5

Program Outcome Level	Target Attainment
Level 1	0.5 - 1.0
Level 2	1.0 - 1.5
Level 3	1.5 - 2.0
Level 4	2.0 - 2.5
Level 5	2.5 - 3.0





Anekant Education Society's  
**Tuljaram Chaturchand College of Arts, Science & Commerce, Baramati (Autonomous)**  
**Course and Program Outcome Attainment**  
**Department of Electronics**  
**Under Graduate Program : B.Sc. Electronics**  
**Attainment of Course Outcomes (Direct Attainment) for Academic Year 2021 - 2022**

Sem	Course Code	Course Title	Total No. of Students	% of Students above 60 % in ESE	Level of Attainment ESE	60 % Attainment Level in end term exam (I)	% of Students above 60 % in CIA	Level of Attainment CIA	40 % Attainment Level in CIA exam (II)	Attainment of Course (I+II)
V	ELE3501	ADVANCED DIGITAL SYSTEM DESIGN USING VERILOG	13	92.31	3	1.8	100	3	1.2	3
	ELE3502	8051 MICROCONTROLLER	13	92.31	3	1.8	100	3	1.2	3
	ELE3503	ANALOG CIRCUIT DESIGN AND APPLICATIONS OF LINEAR ICS	13	100	3	1.8	92.31	3	1.2	3
	ELE3504	PRINCIPLES OF SEMICONDUCTOR DEVICES	13	100	3	1.8	100	3	1.2	3
	ELE3505	FUNDAMENTALS OF 'C' PROGRAMMING	13	100	3	1.8	100	3	1.2	3
	ELE3506	OPTICAL FIBER COMMUNICATION	13	100	3	1.8	100	3	1.2	3
	ELE3507	ELECTRONICS PRACTICAL - I	13	100	3	1.8	92.31	3	1.2	3
	ELE3508	ELECTRONICS PRACTICAL – II	13	100	3	1.8	100	3	1.2	3
	ELE3509	ELECTRONICS PRACTICAL – III (PROJECT)	13	100	3	1.8	100	3	1.2	3
VI	ELE3601	ADVANCED COMMUNICATION SYSTEMS	13	7.69	1	0.6	100	3	1.2	1.8
	ELE3602	8051 'C' PROGRAMMING AND EMBEDDED SYSTEMS	13	7.69	1	0.6	100	3	1.2	1.8
	ELE3603	POWER DEVICES AND CIRCUITS	13	7.69	1	0.6	100	3	1.2	1.8
	ELE3604	FOUNDATION OF NANO ELECTRONICS	13	23.08	1	0.6	100	3	1.2	1.8
	ELE3605	MATHEMATICAL METHODS AND CIRCUIT SIMULATION USING MATLAB	13	7.69	1	0.6	100	3	1.2	1.8
	ELE3606	INDUSTRIAL AUTOMATION	13	7.69	1	0.6	100	3	1.2	1.8
	ELE3607	ELECTRONICS PRACTICAL - I	13	92.31	3	1.8	100	3	1.2	3
	ELE3608	ELECTRONICS PRACTICAL – II	13	92.31	3	1.8	100	3	1.2	3
	ELE3609	ELECTRONICS PRACTICAL – III (PROJECT)	13	92.31	3	1.8	100	3	1.2	3

	<b>Total</b>	<b>234</b>	<b>1223.08</b>	<b>42</b>	<b>25.2</b>	<b>784.62</b>	<b>54</b>	<b>21.6</b>	<b>46.8</b>
	<b>Average</b>	<b>13</b>	<b>67.95</b>	<b>2.33</b>	<b>1.4</b>	<b>99.15</b>	<b>3</b>	<b>1.2</b>	<b>2.6</b>




Where: ESE: End Semester Examination; CIA: Continuous Internal Assessment,

Levels of End Semester Examination	
Level 1	Below 40 % of students scoring more than average marks
Level 2	40-59.99 % of students scored more than average marks
Level 3	60 % and above students scoring more than average marks
Levels of Continuous Internal Assessment	
Level 1	Below 40 % of students scoring more than average marks
Level 2	40-59.99 % of students scoring more than average marks
Level 3	60 % and above students scoring more than average marks

Average Attainment by Direct Method	Average Attainment by Indirect Method	70% of Average Attainment by direct method	30 % of Average Attainment by indirect method	Average	Attainment Level
2.6	3	1.82	0.9	2.72	5

Program Outcome Level	Target Attainment
Level 1	0.5 - 1.0
Level 2	1.0 - 1.5
Level 3	1.5 - 2.0
Level 4	2.0 - 2.5
Level 5	2.5 - 3.0



Anekant Education Society's  
**Tuljaram Chaturchand College of Arts, Science & Commerce, Baramati (Autonomous)**  
**Course and Program Outcome Attainment**  
**Department of Environment**  
**Under Graduate Program : B.Sc. (Environment Science)**  
**Attainment of Course Outcomes (Direct Attainment) for Academic Year 2021 - 2022**

Sem	Course Code	Course Title	Total No. of Students	% of Students above 60 % in ESE	Level of Attainment ESE	60 % Attainment Level in end term exam (I)	% of Students above 60 % in CIA	Level of Attainment CIA	40 % Attainment Level in CIA exam (II)	Attainment of Course (I+II)
V	EVS3501	ECOSYSTEM MANAGEMENT	13	100	3	1.8	100	3	1.2	3
	EVS3502	WILDLIFE BIOLOGY	13	100	3	1.8	100	3	1.2	3
	EVS3503	GEOSCIENCE	13	100	3	1.8	84.62	3	1.2	3
	EVS3504	NATURE CONSERVATION	13	100	3	1.8	100	3	1.2	3
	EVS3505	ENVIRONMENTAL GOVERNANCE, LAWS AND ETHICS	13	100	3	1.8	100	3	1.2	3
	EVS3506	ENVIRONMENTAL BIOTECHNOLOGY	13	100	3	1.8	100	3	1.2	3
	EVS3507	ENVIRONMENTAL SCIENCE PRACTICAL - I	13	92.31	3	1.8	100	3	1.2	3
	EVS3508	ENVIRONMENTAL SCIENCE PRACTICAL – II	13	92.31	3	1.8	84.62	3	1.2	3
	EVS3509	ENVIRONMENTAL SCIENCE PRACTICAL – III	13	100	3	1.8	100	3	1.2	3
VI	EVS3601	CLIMATE CHANGE	13	61.54	3	1.8	61.54	3	1.2	3
	EVS3602	ANALYTICAL METHODS	13	46.15	2	1.2	100	3	1.2	2.4
	EVS3603	SUSTAINABLE DEVELOPMENT	13	53.85	2	1.2	92.31	3	1.2	2.4
	EVS3604	ENVIRONMENTAL STATISTICS	13	61.54	3	1.8	92.31	3	1.2	3
	EVS3605	ENVIRONMENTAL RISK AND ASSESSMENT MANAGEMENT	13	69.23	3	1.8	92.31	3	1.2	3
	EVS3606	ENVIRONMENTAL ECONOMICS AND AUDIT	13	69.23	3	1.8	100	3	1.2	3
	EVS3607	ENVIRONMENTAL SCIENCE PRACTICAL - I	13	92.31	3	1.8	61.54	3	1.2	3
	EVS3608	ENVIRONMENTAL SCIENCE PRACTICAL – II	13	92.31	3	1.8	76.92	3	1.2	3
	EVS3609	PROJECT	13	92.31	3	1.8	76.92	3	1.2	3

	<b>Total</b>	<b>234</b>	<b>1523.09</b>	<b>52</b>	<b>31.2</b>	<b>623.09</b>	<b>54</b>	<b>21.6</b>	<b>52.8</b>
	<b>Average</b>	<b>13</b>	<b>84.62</b>	<b>2.89</b>	<b>1.73</b>	<b>90.17</b>	<b>3</b>	<b>1.2</b>	<b>2.93</b>




Where: ESE: End Semester Examination; CIA: Continuous Internal Assessment,

Levels of End Semester Examination	
Level 1	Below 40 % of students scoring more than average marks
Level 2	40-59.99 % of students scored more than average marks
Level 3	60 % and above students scoring more than average marks
Levels of Continuous Internal Assessment	
Level 1	Below 40 % of students scoring more than average marks
Level 2	40-59.99 % of students scoring more than average marks
Level 3	60 % and above students scoring more than average marks

Average Attainment by Direct Method	Average Attainment by Indirect Method	70% of Average Attainment by direct method	30 % of Average Attainment by indirect method	Average	Attainment Level
2.93	3	2.05	0.9	2.95	5

Program Outcome Level	Target Attainment
Level 1	0.5 - 1.0
Level 2	1.0 - 1.5
Level 3	1.5 - 2.0
Level 4	2.0 - 2.5
Level 5	2.5 - 3.0



Anekant Education Society's  
**Tuljaram Chaturchand College of Arts, Science & Commerce, Baramati (Autonomous)**  
**Course and Program Outcome Attainment**  
**Department of Defence Studies**  
**Under Graduate Program : B.A. (Defence Studies)**  
**Attainment of Course Outcomes (Direct Attainment) for Academic Year 2021 - 2022**

Sem	Course Code	Course Title	Total No. of Students	% of Students above 60 % in ESE	Level of Attainment ESE	60 % Attainment Level in end term exam (I)	% of Students above 60 % in CIA	Level of Attainment CIA	40 % Attainment Level in CIA exam (II)	Attainment of Course (I+II)
V	DEFGEN3501	INDIAS NATIONAL SECURITY IN 21ST CENTURY OR WAR AND CONTEMPORARY WARFARE	41	92.68	3	1.8	75.61	3	1.2	3
	DEFSPL3502	INTERNATIONAL AND REGIONAL ORGANIZATIONS	21	61.9	3	1.8	42.86	2	0.8	2.6
	DEFSPL3503	DEFENCE ECONOMICS	21	47.62	2	1.2	80.95	3	1.2	2.4
VI	DEFGEN3601	INDIAS NATIONAL SECURITY IN 21ST CENTURY OR WAR AND CONTEMPORARY WARFARE	42	40.48	2	1.2	92.86	3	1.2	2.4
	DEFSPL3602	INTERNATIONAL AND REGIONAL ORGANIZATIONS	21	4.76	1	0.6	76.19	3	1.2	1.8
	DEFSPL3603	DEFENCE ECONOMICS	21	19.05	1	0.6	66.67	3	1.2	1.8
<b>Total</b>			<b>167</b>	<b>266.49</b>	<b>12</b>	<b>7.2</b>	<b>435.14</b>	<b>17</b>	<b>6.8</b>	<b>14</b>
<b>Average</b>			<b>27.83</b>	<b>44.42</b>	<b>2</b>	<b>1.2</b>	<b>72.52</b>	<b>2.83</b>	<b>1.13</b>	<b>2.33</b>




Where: ESE: End Semester Examination; CIA: Continuous Internal Assessment,

Levels of End Semester Examination	
Level 1	Below 40 % of students scoring more than average marks
Level 2	40-59.99 % of students scored more than average marks
Level 3	60 % and above students scoring more than average marks
Levels of Continuous Internal Assessment	
Level 1	Below 40 % of students scoring more than average marks
Level 2	40-59.99 % of students scoring more than average marks
Level 3	60 % and above students scoring more than average marks

Average Attainment by Direct Method	Average Attainment by Indirect Method	70% of Average Attainment by direct method	30 % of Average Attainment by indirect method	Average	Attainment Level
2.33	3	1.63	0.9	2.53	5

Program Outcome Level	Target Attainment
Level 1	0.5 - 1.0
Level 2	1.0 - 1.5
Level 3	1.5 - 2.0
Level 4	2.0 - 2.5
Level 5	2.5 - 3.0



Anekant Education Society's  
**Tuljaram Chaturchand College of Arts, Science & Commerce, Baramati (Autonomous)**  
**Course and Program Outcome Attainment**  
**Department of E-Commerce**  
**Under Graduate Program : B.Voc.(E-Commerce)**  
**Attainment of Course Outcomes (Direct Attainment) for Academic Year 2021 - 2022**

Sem	Course Code	Course Title	Total No. of Students	% of Students above 60 % in ESE	Level of Attainment ESE	60 % Attainment Level in end term exam (I)	% of Students above 60 % in CIA	Level of Attainment CIA	40 % Attainment Level in CIA exam (II)	Attainment of Course (I+II)
V	ECDM-501T	ENTREPRENEURSHIP DEVELOPMENT & PROJECT MANAGEMENT	24	91.67	3	1.8	58.33	2	0.8	2.6
	ECDM-502T	MARKETING RESEARCH	24	83.33	3	1.8	66.67	3	1.2	3
	ECDM-503T	HUMAN RESOURCES MANAGEMENT	24	87.5	3	1.8	75	3	1.2	3
	ECDM-504P	SOCIAL MEDIA MARKETING - II	24	62.5	3	1.8	66.67	3	1.2	3
	ECDM-505P	GRAPHICS DESIGNS FOR DIGITAL MARKETING	24	54.17	2	1.2	58.33	2	0.8	2
	ECDM-506P	PROJECT - I PROJECT REPORT ON SOCIAL MEDIA MARKETING	24	58.33	2	1.2	54.17	2	0.8	2
VI	ECDM-601T	DIGITAL MEDIA AND THE LAW	24	41.67	2	1.2	100	3	1.2	2.4
	ECDM-602T	INTEGRATED MARKETING COMMUNICATION	24	70.83	3	1.8	100	3	1.2	3
	ECDM-603T	ADVANCE DIGITAL MARKETING - I	24	66.67	3	1.8	87.5	3	1.2	3
	ECDM-604P	ADVANCE DIGITAL MARKETING - II	24	83.33	3	1.8	58.33	2	0.8	2.6
	ECDM-605P	PROJECT - II PROJECT REPORT ON WEB DEVELOPMENT	24	79.17	3	1.8	87.5	3	1.2	3
	ECDM-606P	PROJECT - III PROJECT REPORT ON ADVANCE DIGITAL MARKETING	24	95.83	3	1.8	58.33	2	0.8	2.6
<b>Total</b>			<b>288</b>	<b>875</b>	<b>33</b>	<b>19.8</b>	<b>870.83</b>	<b>31</b>	<b>12.4</b>	<b>32.2</b>
<b>Average</b>			<b>24</b>	<b>72.92</b>	<b>2.75</b>	<b>1.65</b>	<b>72.57</b>	<b>2.58</b>	<b>1.03</b>	<b>2.68</b>



Where: ESE: End Semester Examination; CIA: Continuous Internal Assessment,


Website - [www.tccollege.org](http://www.tccollege.org)

Contact – 02112-222405 / 223635

Levels of End Semester Examination	
Level 1	Below 40 % of students scoring more than average marks
Level 2	40-59.99 % of students scored more than average marks
Level 3	60 % and above students scoring more than average marks
Levels of Continuous Internal Assessment	
Level 1	Below 40 % of students scoring more than average marks
Level 2	40-59.99 % of students scoring more than average marks
Level 3	60 % and above students scoring more than average marks

Average Attainment by Direct Method	Average Attainment by Indirect Method	70% of Average Attainment by direct method	30 % of Average Attainment by indirect method	Average	Attainment Level
2.68	3	1.88	0.9	2.78	5

Program Outcome Level	Target Attainment
Level 1	0.5 - 1.0
Level 2	1.0 - 1.5
Level 3	1.5 - 2.0
Level 4	2.0 - 2.5
Level 5	2.5 - 3.0





Anekant Education Society's  
**Tuljaram Chaturchand College of Arts, Science & Commerce, Baramati (Autonomous)**  
**Course and Program Outcome Attainment**  
**Department of Environment**  
**Under Graduate Program : B.Sc.(Environment Science)**  
**Attainment of Course Outcomes (Direct Attainment) for Academic Year 2021 - 2022**

Sem	Course Code	Course Title	Total No. of Students	% of Students above 60 % in ESE	Level of Attainment ESE	60 % Attainment Level in end term exam (I)	% of Students above 60 % in CIA	Level of Attainment CIA	40 % Attainment Level in CIA exam (II)	Attainment of Course (I+II)
V	EVS3501	ECOSYSTEM MANAGEMENT	13	100	3	1.8	100	3	1.2	3
	EVS3502	WILDLIFE BIOLOGY	13	100	3	1.8	100	3	1.2	3
	EVS3503	GEOSCIENCE	13	100	3	1.8	84.62	3	1.2	3
	EVS3504	NATURE CONSERVATION	13	100	3	1.8	100	3	1.2	3
	EVS3505	ENVIRONMENTAL GOVERNANCE, LAWS AND ETHICS	13	100	3	1.8	100	3	1.2	3
	EVS3506	ENVIRONMENTAL BIOTECHNOLOGY	13	100	3	1.8	100	3	1.2	3
	EVS3507	ENVIRONMENTAL SCIENCE PRACTICAL - I	13	92.31	3	1.8	100	3	1.2	3
	EVS3508	ENVIRONMENTAL SCIENCE PRACTICAL – II	13	92.31	3	1.8	84.62	3	1.2	3
	EVS3509	ENVIRONMENTAL SCIENCE PRACTICAL – III	13	100	3	1.8	100	3	1.2	3
VI	EVS3601	CLIMATE CHANGE	13	61.54	3	1.8	61.54	3	1.2	3
	EVS3602	ANALYTICAL METHODS	13	46.15	2	1.2	100	3	1.2	2.4
	EVS3603	SUSTAINABLE DEVELOPMENT	13	53.85	2	1.2	92.31	3	1.2	2.4
	EVS3604	ENVIRONMENTAL STATISTICS	13	61.54	3	1.8	92.31	3	1.2	3
	EVS3605	ENVIRONMENTAL RISK AND ASSESSMENT MANAGEMENT	13	69.23	3	1.8	92.31	3	1.2	3
	EVS3606	ENVIRONMENTAL ECONOMICS AND AUDIT	13	69.23	3	1.8	100	3	1.2	3
	EVS3607	ENVIRONMENTAL SCIENCE PRACTICAL - I	13	92.31	3	1.8	61.54	3	1.2	3
	EVS3608	ENVIRONMENTAL SCIENCE PRACTICAL – II	13	92.31	3	1.8	76.92	3	1.2	3
	EVS3609	PROJECT	13	92.31	3	1.8	76.92	3	1.2	3

	<b>Total</b>	<b>234</b>	<b>1523.09</b>	<b>52</b>	<b>31.2</b>	<b>623.09</b>	<b>54</b>	<b>21.6</b>	<b>52.8</b>
	<b>Average</b>	<b>13</b>	<b>84.62</b>	<b>2.89</b>	<b>1.73</b>	<b>90.17</b>	<b>3</b>	<b>1.2</b>	<b>2.93</b>




Where: ESE: End Semester Examination; CIA: Continuous Internal Assessment,

Levels of End Semester Examination	
Level 1	Below 40 % of students scoring more than average marks
Level 2	40-59.99 % of students scored more than average marks
Level 3	60 % and above students scoring more than average marks
Levels of Continuous Internal Assessment	
Level 1	Below 40 % of students scoring more than average marks
Level 2	40-59.99 % of students scoring more than average marks
Level 3	60 % and above students scoring more than average marks

Average Attainment by Direct Method	Average Attainment by Indirect Method	70% of Average Attainment by direct method	30 % of Average Attainment by indirect method	Average	Attainment Level
2.93	3	2.05	0.9	2.95	5

Program Outcome Level	Target Attainment
Level 1	0.5 - 1.0
Level 2	1.0 - 1.5
Level 3	1.5 - 2.0
Level 4	2.0 - 2.5
Level 5	2.5 - 3.0



Anekant Education Society's  
**Tuljaram Chaturchand College of Arts, Science & Commerce, Baramati (Autonomous)**  
**Course and Program Outcome Attainment**  
**Department of Yoga**  
**Under Graduate Program : B.A. Yoga**  
**Attainment of Course Outcomes (Direct Attainment) for Academic Year 2021 - 2022**

Sem	Course Code	Course Title	Total No. of Students	% of Students above 60 % in ESE	Level of Attainment ESE	60 % Attainment Level in end term exam (I)	% of Students above 60 % in CIA	Level of Attainment CIA	40 % Attainment Level in CIA exam (II)	Attainment of Course (I+II)
V	YOGGEN3501	YOGA VIDYA - I	38	94.74	3	1.8	97.37	3	1.2	3
VI	YOGGEN3601	YOGA VIDYA - I	37	83.78	3	1.8	100	3	1.2	3
<b>Total</b>			<b>75</b>	<b>178.52</b>	<b>6</b>	<b>3.6</b>	<b>197.37</b>	<b>6</b>	<b>2.4</b>	<b>6</b>
<b>Average</b>			<b>37.5</b>	<b>89.26</b>	<b>3</b>	<b>1.8</b>	<b>98.68</b>	<b>3</b>	<b>1.2</b>	<b>3</b>




Where: ESE: End Semester Examination; CIA: Continuous Internal Assessment,

Levels of End Semester Examination	
Level 1	Below 40 % of students scoring more than average marks
Level 2	40-59.99 % of students scored more than average marks
Level 3	60 % and above students scoring more than average marks
Levels of Continuous Internal Assessment	
Level 1	Below 40 % of students scoring more than average marks
Level 2	40-59.99 % of students scoring more than average marks
Level 3	60 % and above students scoring more than average marks

Average Attainment by Direct Method	Average Attainment by Indirect Method	70% of Average Attainment by direct method	30 % of Average Attainment by indirect method	Average	Attainment Level
3	3	2.1	0.9	3	5

Program Outcome Level	Target Attainment
Level 1	0.5 - 1.0
Level 2	1.0 - 1.5
Level 3	1.5 - 2.0
Level 4	2.0 - 2.5
Level 5	2.5 - 3.0



Anekant Education Society's  
**Tuljaram Chaturchand College of Arts, Science & Commerce, Baramati (Autonomous)**  
**Course and Program Outcome Attainment**  
**Department of Philosophy**  
**Under Graduate Program : B.A. Philosophy**  
**Attainment of Course Outcomes (Direct Attainment) for Academic Year 2021 - 2022**

Sem	Course Code	Course Title	Total No. of Students	% of Students above 60 % in ESE	Level of Attainment ESE	60 % Attainment Level in end term exam (I)	% of Students above 60 % in CIA	Level of Attainment CIA	40 % Attainment Level in CIA exam (II)	Attainment of Course (I+II)
V	PHILGEN3501	MODERN INDIAN PHILOSOPHER	25	84	3	1.8	100	3	1.2	3
	PHILSPL3502	INDIAN & WESTERN PHILOSOPHY	15	66.67	3	1.8	93.33	3	1.2	3
	PHILSPL3503	JAIN PHILOSOPHY	15	80	3	1.8	93.33	3	1.2	3
VI	PHILGEN3601	MODERN INDIAN PHILOSOPHER	25	44	2	1.2	84	3	1.2	2.4
	PHILSPL3602	INDIAN & WESTERN PHILOSOPHY	15	40	2	1.2	93.33	3	1.2	2.4
	PHILSPL3603	JAIN PHILOSOPHY	15	60	3	1.8	100	3	1.2	3
<b>Total</b>			<b>110</b>	<b>374.67</b>	<b>16</b>	<b>9.6</b>	<b>563.99</b>	<b>18</b>	<b>7.2</b>	<b>16.8</b>
<b>Average</b>			<b>18.33</b>	<b>62.44</b>	<b>2.67</b>	<b>1.6</b>	<b>94</b>	<b>3</b>	<b>1.2</b>	<b>2.8</b>




Where: ESE: End Semester Examination; CIA: Continuous Internal Assessment,

Levels of End Semester Examination	
Level 1	Below 40 % of students scoring more than average marks
Level 2	40-59.99 % of students scored more than average marks
Level 3	60 % and above students scoring more than average marks
Levels of Continuous Internal Assessment	
Level 1	Below 40 % of students scoring more than average marks
Level 2	40-59.99 % of students scoring more than average marks
Level 3	60 % and above students scoring more than average marks

Average Attainment by Direct Method	Average Attainment by Indirect Method	70% of Average Attainment by direct method	30 % of Average Attainment by indirect method	Average	Attainment Level
2.8	3	1.96	0.9	2.86	5

Program Outcome Level	Target Attainment
Level 1	0.5 - 1.0
Level 2	1.0 - 1.5
Level 3	1.5 - 2.0
Level 4	2.0 - 2.5
Level 5	2.5 - 3.0



Anekant Education Society's  
**Tuljaram Chaturchand College of Arts, Science & Commerce, Baramati (Autonomous)**  
**Course and Program Outcome Attainment**  
**Department of Retail**  
**Under Graduate Program : B.Voc. Retail Management**  
**Attainment of Course Outcomes (Direct Attainment) for Academic Year 2021 - 2022**

Sem	Course Code	Course Title	Total No. of Students	% of Students above 60 % in ESE	Level of Attainment ESE	60 % Attainment Level in end term exam (I)	% of Students above 60 % in CIA	Level of Attainment CIA	40 % Attainment Level in CIA exam (II)	Attainment of Course (I+II)
V	RM-1501 T	MARKETING RESEARCH	29	82.76	3	1.8	31.03	1	0.4	2.2
	RM-1502 T	BANK FINANCE	29	100	3	1.8	75.86	3	1.2	3
	RM-1503 T	HUMAN RESOURCE MANAGEMENT FOR RETAIL MANAGEMENT	29	100	3	1.8	34.48	1	0.4	2.2
	RM-1504 P	INTERNSHIP	29	100	3	1.8	72.41	3	1.2	3
	RM-1505 P	MATERIAL AND LOGISTICS MANAGEMENT	11	100	3	1.8	18.18	1	0.4	2.2
	RM-1506 P	RETAIL STORE OPERATION-III	29	96.55	3	1.8	93.1	3	1.2	3
VI	RM-1601 T	MARKETING MANAGEMENT	40	27.5	1	0.6	87.5	3	1.2	1.8
	RM-1602 T	RETAIL FINANCIAL SERVICES	40	42.5	2	1.2	92.5	3	1.2	2.4
	RM-1603 T	ENTREPRENEURSHIP DEVELOPMENT	40	60	3	1.8	60	3	1.2	3
	RM-1604 P	INTERNSHIP	40	100	3	1.8	95	3	1.2	3
	RM-1605 P	E-COMMERCE AND DIGITAL MARKETING	40	30	1	0.6	77.5	3	1.2	1.8
	RM-1606 P	RETAIL STORE OPERATION-IV	40	90	3	1.8	62.5	3	1.2	3
<b>Total</b>			<b>396</b>	<b>929.31</b>	<b>31</b>	<b>18.6</b>	<b>800.06</b>	<b>30</b>	<b>12</b>	<b>30.6</b>
<b>Average</b>			<b>33</b>	<b>77.44</b>	<b>2.58</b>	<b>1.55</b>	<b>66.67</b>	<b>2.5</b>	<b>1</b>	<b>2.55</b>




Where: ESE: End Semester Examination; CIA: Continuous Internal Assessment.

Levels of End Semester Examination	
Level 1	Below 40 % of students scoring more than average marks
Level 2	40-59.99 % of students scored more than average marks
Level 3	60 % and above students scoring more than average marks
Levels of Continuous Internal Assessment	
Level 1	Below 40 % of students scoring more than average marks
Level 2	40-59.99 % of students scoring more than average marks
Level 3	60 % and above students scoring more than average marks

Average Attainment by Direct Method	Average Attainment by Indirect Method	70% of Average Attainment by direct method	30 % of Average Attainment by indirect method	Average	Attainment Level
2.55	3	1.78	0.9	2.68	5

Program Outcome Level	Target Attainment
Level 1	0.5 - 1.0
Level 2	1.0 - 1.5
Level 3	1.5 - 2.0
Level 4	2.0 - 2.5
Level 5	2.5 - 3.0



Anekant Education Society's  
**Tuljaram Chaturchand College of Arts, Science & Commerce, Baramati (Autonomous)**  
**Course and Program Outcome Attainment**  
**Department of Sanskrit**  
**Under Graduate Program : B.A.Sanskrit**  
**Attainment of Course Outcomes (Direct Attainment) for Academic Year 2021 - 2022**

Sem	Course Code	Course Title	Total No. of Students	% of Students above 60 % in ESE	Level of Attainment ESE	60 % Attainment Level in end term exam (I)	% of Students above 60 % in CIA	Level of Attainment CIA	40 % Attainment Level in CIA exam (II)	Attainment of Course (I+II)
V	SANGEN3501	SANSKRIT BHASHA PRABODH - I	5	100	3	1.8	100	3	1.2	3
VI	SANGEN3601	SANSKRIT BHASHA PRABODH - II	5				100	3	1.2	1.2
<b>Total</b>			<b>10</b>	<b>100</b>		<b>1.8</b>	<b>200</b>	<b>6</b>	<b>2.4</b>	<b>4.2</b>
<b>Average</b>			<b>5</b>	<b>50</b>	<b>1.5</b>	<b>0.9</b>	<b>100</b>	<b>3</b>	<b>1.2</b>	<b>2.1</b>




Where: ESE: End Semester Examination; CIA: Continuous Internal Assessment,

Levels of End Semester Examination	
Level 1	Below 40 % of students scoring more than average marks
Level 2	40-59.99 % of students scored more than average marks
Level 3	60 % and above students scoring more than average marks
Levels of Continuous Internal Assessment	
Level 1	Below 40 % of students scoring more than average marks
Level 2	40-59.99 % of students scoring more than average marks
Level 3	60 % and above students scoring more than average marks

Average Attainment by Direct Method	Average Attainment by Indirect Method	70% of Average Attainment by direct method	30 % of Average Attainment by indirect method	Average	Attainment Level
2.1	3	1.47	0.9	2.37	4

Program Outcome Level	Target Attainment
Level 1	0.5 - 1.0
Level 2	1.0 - 1.5
Level 3	1.5 - 2.0
Level 4	2.0 - 2.5
Level 5	2.5 - 3.0



Anekant Education Society's  
**Tuljaram Chaturchand College of Arts, Science & Commerce, Baramati (Autonomous)**  
**Course and Program Outcome Attainment**  
**Department of Sociology**  
**Under Graduate Program : B.A.Sociology**  
**Attainment of Course Outcomes (Direct Attainment) for Academic Year 2021 - 2022**

Sem	Course Code	Course Title	Total No. of Students	% of Students above 60 % in ESE	Level of Attainment ESE	60 % Attainment Level in end term exam (I)	% of Students above 60 % in CIA	Level of Attainment CIA	40 % Attainment Level in CIA exam (II)	Attainment of Course (I+II)
V	SOCGEN3501	WORK AND SOCIETY / CRIME AND SOCIETY	19	94.74	3	1.8	84.21	3	1.2	3
	SOCSP3502	SOCIAL RESEARCH METHODS	5	80	3	1.8	80	3	1.2	3
	SOCSP3503	CONTEMPORARY INDIAN SOCIETY	5	100	3	1.8	80	3	1.2	3
VI	SOCGEN3601	WORK AND SOCIETY / CRIME AND SOCIETY	20	55	2	1.2	90	3	1.2	2.4
	SOCSP3602	SOCIAL RESEARCH METHODS	6	33.33	1	0.6	66.67	3	1.2	1.8
	SOCSP3603	CONTEMPORARY INDIAN SOCIETY	6	33.33	1	0.6	100	3	1.2	1.8
<b>Total</b>			<b>61</b>	<b>396.4</b>	<b>13</b>	<b>7.8</b>	<b>500.88</b>	<b>18</b>	<b>7.2</b>	<b>15</b>
<b>Average</b>			<b>10.17</b>	<b>66.07</b>	<b>2.17</b>	<b>1.3</b>	<b>83.48</b>	<b>3</b>	<b>1.2</b>	<b>2.5</b>




Where: ESE: End Semester Examination; CIA: Continuous Internal Assessment,

Levels of End Semester Examination	
Level 1	Below 40 % of students scoring more than average marks
Level 2	40-59.99 % of students scored more than average marks
Level 3	60 % and above students scoring more than average marks
Levels of Continuous Internal Assessment	
Level 1	Below 40 % of students scoring more than average marks
Level 2	40-59.99 % of students scoring more than average marks
Level 3	60 % and above students scoring more than average marks

Average Attainment by Direct Method	Average Attainment by Indirect Method	70% of Average Attainment by direct method	30 % of Average Attainment by indirect method	Average	Attainment Level
2.5	3	1.75	0.9	2.65	5

Program Outcome Level	Target Attainment
Level 1	0.5 - 1.0
Level 2	1.0 - 1.5
Level 3	1.5 - 2.0
Level 4	2.0 - 2.5
Level 5	2.5 - 3.0



Anekant Education Society's  
**Tuljaram Chaturchand College of Arts, Science & Commerce, Baramati (Autonomous)**  
**Course and Program Outcome Attainment**  
**Department of Food Processing**  
**Under Graduate Program : B.Voc. Food Processing**  
**Attainment of Course Outcomes (Direct Attainment) for Academic Year 2021 - 2022**

Sem	Course Code	Course Title	Total No. of Students	% of Students above 60 % in ESE	Level of Attainment ESE	60 % Attainment Level in end term exam (I)	% of Students above 60 % in CIA	Level of Attainment CIA	40 % Attainment Level in CIA exam (II)	Attainment of Course (I+II)
V	FP-13 T	DAIRY TECHNOLOGY	43	100	3	1.8	100	3	1.2	3
	FP-14 T	FOOD QUALITY, LAWS AND REGULATIONS	4	100	3	1.8	100	3	1.2	3
	FP-15 T	PRINCIPLE OF POST HARVEST TECHNOLOGY	43	100	3	1.8	100	3	1.2	3
	FP-5.1 P	PRACTICAL OF DAIRY TECHNOLOGY	4	75	3	1.8	100	3	1.2	3
	FP-5.2 P	ENTREPRENEURSHIP DEVELOPMENT	43	100	3	1.8	100	3	1.2	3
	FP-5.3 P	PROJECT	4	75	3	1.8	100	3	1.2	3
VI	FP-16 T	ANIMAL PRODUCT TECHNOLOGY	47	55.32	2	1.2	100	3	1.2	2.4
	FP-17 T	FOOD, SAFETY, HYGIENE AND SANITATION	47	51.06	2	1.2	100	3	1.2	2.4
	FP-18 T	PACKAGING TECHNOLOGY	47	38.3	1	0.6	100	3	1.2	1.8
	FP-6.1 P	ANIMAL PRODUCT TECHNOLOGY	47	55.32	2	1.2	100	3	1.2	2.4
	FP-6.2 P	PRACTICAL OF PACKAGING TECHNOLOGY	47	12.77	1	0.6	100	3	1.2	1.8
	FP-6.3 P	INTERNSHIP	47	55.32	2	1.2	100	3	1.2	2.4
<b>Total</b>			<b>423</b>	<b>818.09</b>	<b>28</b>	<b>16.8</b>	<b>1200</b>	<b>36</b>	<b>14.4</b>	<b>31.2</b>
<b>Average</b>			<b>35.25</b>	<b>68.17</b>	<b>2.33</b>	<b>1.4</b>	<b>100</b>	<b>3</b>	<b>1.2</b>	<b>2.6</b>




Where: ESE: End Semester Examination; CIA: Continuous Internal Assessment,

Levels of End Semester Examination	
Level 1	Below 40 % of students scoring more than average marks
Level 2	40-59.99 % of students scored more than average marks
Level 3	60 % and above students scoring more than average marks
Levels of Continuous Internal Assessment	
Level 1	Below 40 % of students scoring more than average marks
Level 2	40-59.99 % of students scoring more than average marks
Level 3	60 % and above students scoring more than average marks

Average Attainment by Direct Method	Average Attainment by Indirect Method	70% of Average Attainment by direct method	30 % of Average Attainment by indirect method	Average	Attainment Level
2.6	3	1.82	0.9	2.72	5

Program Outcome Level	Target Attainment
Level 1	0.5 - 1.0
Level 2	1.0 - 1.5
Level 3	1.5 - 2.0
Level 4	2.0 - 2.5
Level 5	2.5 - 3.0



Anekant Education Society's  
**Tuljaram Chaturchand College of Arts, Science & Commerce, Baramati (Autonomous)**  
**Course and Program Outcome Attainment**  
**Department of Journalism**  
**Under Graduate Program : B.Voc. Journalism**  
**Attainment of Course Outcomes (Direct Attainment) for Academic Year 2021 - 2022**

Sem	Course Code	Course Title	Total No. of Students	% of Students above 60 % in ESE	Level of Attainment ESE	60 % Attainment Level in end term exam (I)	% of Students above 60 % in CIA	Level of Attainment CIA	40 % Attainment Level in CIA exam (II)	Attainment of Course (I+II)
V	JR-501 T	NEW MEDIA	30	90	3	1.8	76.67	3	1.2	3
	JR-502 T	INTRODUCTION TO MEDIA RESEARCH	30	20	1	0.6	3.33	1	0.4	1
	JR-503 T	MASS COMMUNICATION THEORY	30	76.67	3	1.8	30	1	0.4	2.2
	JR-504 P	NEW MEDIA-V	30	3.33	1	0.6	NA	NA	NA	0.6
	JR-505 P	VIDEO PRODUCTION PROJECT (SHORT FILM/DOCUMENTARY)	30	13.33	1	0.6	10	1	0.4	1
	JR-506 P	INDUSTRY INTERNSHIP	32	71.88	3	1.8	NA	NA	NA	1.8
VI	JR-601 T	BASICS OF ADVERTISING	32	34.38	1	0.6	56.25	2	0.8	1.4
	JR-602 T	BASICS OF PUBLIC RELATIONS	32	37.5	1	0.6	50	2	0.8	1.4
	JR-603 T	MEDIA MANAGEMENT	32	28.12	1	0.6	12.5	1	0.4	1
	JR-604 P	ADVERTISING PRACTICES	32	59.38	2	1.2	81.25	3	1.2	2.4
	JR-605 P	DISSERTATION/IN-DEPTH REPORTING (IDR)	32	9.38	1	0.6	71.88	3	1.2	1.8
	JR-606 P	INTERNSHIP	32	37.5	1	0.6	NA	NA	NA	0.6
<b>Total</b>			<b>374</b>	<b>481.47</b>	<b>19</b>	<b>11.4</b>	<b>391.88</b>	<b>17</b>	<b>6.8</b>	<b>18.2</b>
<b>Average</b>			<b>31.17</b>	<b>40.12</b>	<b>1.58</b>	<b>0.95</b>	<b>32.66</b>	<b>1.42</b>	<b>0.57</b>	<b>1.52</b>




Where: ESE: End Semester Examination; CIA: Continuous Internal Assessment,

Levels of End Semester Examination	
Level 1	Below 40 % of students scoring more than average marks
Level 2	40-59.99 % of students scored more than average marks
Level 3	60 % and above students scoring more than average marks
Levels of Continuous Internal Assessment	
Level 1	Below 40 % of students scoring more than average marks
Level 2	40-59.99 % of students scoring more than average marks
Level 3	60 % and above students scoring more than average marks

Average Attainment by Direct Method	Average Attainment by Indirect Method	70% of Average Attainment by direct method	30 % of Average Attainment by indirect method	Average	Attainment Level
1.52	3	1.06	0.9	1.96	3

Program Outcome Level	Target Attainment
Level 1	0.5 - 1.0
Level 2	1.0 - 1.5
Level 3	1.5 - 2.0
Level 4	2.0 - 2.5
Level 5	2.5 - 3.0





Anekant Education Society's  
**Tuljaram Chaturchand College of Arts, Science & Commerce, Baramati (Autonomous)**  
**Course and Program Outcome Attainment**  
**Department of Computer Science**  
**Under Graduate Program : B.Sc. Computer Science**  
**Attainment of Course Outcomes (Direct Attainment) for Academic Year 2021 - 2022**

Sem	Course Code	Course Title	Total No. of Students	% of Students above 60 % in ESE	Level of Attainment ESE	60 % Attainment Level in end term exam (I)	% of Students above 60 % in CIA	Level of Attainment CIA	40 % Attainment Level in CIA exam (II)	Attainment of Course (I+II)
V	CSCO3501	SYSTEM PROGRAMMING & OPERATING SYSTEM	143	95.8	3	1.8	88.81	3	1.2	3
	CSCO3502	THEORETICAL COMPUTER SCIENCE	143	100	3	1.8	86.01	3	1.2	3
	CSCO3503	COMPUTER NETWORKS - I	143	99.3	3	1.8	95.8	3	1.2	3
	CSCO3504	WEB DEVELOPMENT – I	143	95.8	3	1.8	86.71	3	1.2	3
	CSCO3505	ADVANCED PROGRAMMING IN JAVA	143	97.9	3	1.8	100	3	1.2	3
	CSCO3506	OBJECT ORIENTED SOFTWARE ENGINEERING	143	100	3	1.8	100	3	1.2	3
	CSCO3507	LAB COURSE I: BASED ON CSCO3501	143	86.01	3	1.8	100	3	1.2	3
	CSCO3508	LAB COURSE II: BASED ON CSCO3505	143	46.15	2	1.2	100	3	1.2	2.4
	CSCO3509	LAB COURSE III: BASED ON CSCO3504	143	57.34	2	1.2	100	3	1.2	2.4
VI	CSCO3601	ADVANCED OPERATING SYSTEM	146	21.23	1	0.6	76.71	3	1.2	1.8
	CSCO3602	COMPILER CONSTRUCTION	146	9.59	1	0.6	58.22	2	0.8	1.4
	CSCO3603	COMPUTER NETWORKS - II	146	6.85	1	0.6	93.15	3	1.2	1.8
	CSCO3604	WEB DEVELOPMENT-II	146	12.33	1	0.6	83.56	3	1.2	1.8
	CSCO3605	ADVANCED JAVA TECHNOLOGIES – FRAMEWORKS	146	13.7	1	0.6	97.95	3	1.2	1.8
	CSCO3606	SOFTWARE METRICS & PROJECT MANAGEMENT	146	32.19	1	0.6	98.63	3	1.2	1.8
	CSCO3607	LAB COURSE I: BASED ON CSCO3601	146	75.34	3	1.8	92.47	3	1.2	3
	CSCO3608	LAB COURSE II: BASED ON CSCO3605 & MINI PROJECT USING JAVA	146	66.44	3	1.8	79.45	3	1.2	3
	CSCO3609	LAB COURSE III: BASED ON CSCO3604 & MINI PROJECT USING PHP.	146	54.79	2	1.2	76.03	3	1.2	2.4

	<b>Total</b>	<b>2601</b>	<b>1070.76</b>	<b>39</b>	<b>23.4</b>	<b>1613.5</b>	<b>53</b>	<b>21.2</b>	<b>44.6</b>
	<b>Average</b>	<b>144.5</b>	<b>59.49</b>	<b>2.17</b>	<b>1.3</b>	<b>89.64</b>	<b>2.94</b>	<b>1.18</b>	<b>2.48</b>




Where: ESE: End Semester Examination; CIA: Continuous Internal Assessment,

Levels of End Semester Examination	
Level 1	Below 40 % of students scoring more than average marks
Level 2	40-59.99 % of students scored more than average marks
Level 3	60 % and above students scoring more than average marks
Levels of Continuous Internal Assessment	
Level 1	Below 40 % of students scoring more than average marks
Level 2	40-59.99 % of students scoring more than average marks
Level 3	60 % and above students scoring more than average marks

Average Attainment by Direct Method	Average Attainment by Indirect Method	70% of Average Attainment by direct method	30 % of Average Attainment by indirect method	Average	Attainment Level
2.48	3	1.74	0.9	2.64	5

Program Outcome Level	Target Attainment
Level 1	0.5 - 1.0
Level 2	1.0 - 1.5
Level 3	1.5 - 2.0
Level 4	2.0 - 2.5
Level 5	2.5 - 3.0





Anekant Education Society's  
**Tuljaram Chaturchand College of Arts, Science & Commerce, Baramati (Autonomous)**  
**Course and Program Outcome Attainment**  
**Department of Statistics**  
**Under Graduate Program : B.Sc. Statistics**  
**Attainment of Course Outcomes (Direct Attainment) for Academic Year 2021 - 2022**

Sem	Course Code	Course Title	Total No. of Students	% of Students above 60 % in ESE	Level of Attainment ESE	60 % Attainment Level in end term exam (I)	% of Students above 60 % in CIA	Level of Attainment CIA	40 % Attainment Level in CIA exam (II)	Attainment of Course (I+II)
V	STAT3501	DISTRIBUTION THEORY	48	95.83	3	1.8	93.75	3	1.2	3
	STAT3502	STATISTICAL INFERENCE- I	48	95.83	3	1.8	91.67	3	1.2	3
	STAT3503	SAMPLING METHODS	48	97.92	3	1.8	83.33	3	1.2	3
	STAT3504	DESIGN OF EXPERIMENTS	48	100	3	1.8	95.83	3	1.2	3
	STAT3505	C- PROGRAMMING	48	100	3	1.8	97.92	3	1.2	3
	STAT3506(A)	INTRODUCTION TO STOCHASTIC PROCESSES	48	89.58	3	1.8	77.08	3	1.2	3
	STAT3507	STATISTICS PRACTICAL- V	48	93.75	3	1.8	89.58	3	1.2	3
	STAT3508	STATISTICS PRACTICAL- VI	48	97.92	3	1.8	97.92	3	1.2	3
	STAT3509	STATISTICS PRACTICAL- VII	48	83.33	3	1.8	97.92	3	1.2	3
VI	STAT3601	INTRODUCTION TO REGRESSION ANALYSIS	48	47.92	2	1.2	97.92	3	1.2	2.4
	STAT3602	STATISTICAL INFERENCE- II	48	64.58	3	1.8	91.67	3	1.2	3
	STAT3603	STATISTICAL QUALITY CONTROL AND RELIABILITY	48	16.67	1	0.6	89.58	3	1.2	1.8
	STAT3604	OPERATIONS RESEARCH	48	68.75	3	1.8	91.67	3	1.2	3
	STAT3605	STATISTICAL COMPUTING USING R- SOFTWARE	48	50	2	1.2	97.92	3	1.2	2.4
	STAT3606(B)	ACTUARIAL STATISTICS	48	39.58	1	0.6	45.83	2	0.8	1.4
	STAT3607	STATISTICS PRACTICAL- VIII	48	95.83	3	1.8	97.92	3	1.2	3
	STAT3608	STATISTICS PRACTICAL- IX	48	77.08	3	1.8	95.83	3	1.2	3
	STAT3609	PROJECT	48	97.92	3	1.8	97.92	3	1.2	3

	<b>Total</b>	<b>864</b>	<b>1412.49</b>	<b>48</b>	<b>28.8</b>	<b>631.26</b>	<b>53</b>	<b>21.2</b>	<b>50</b>
	<b>Average</b>	<b>48</b>	<b>78.47</b>	<b>2.67</b>	<b>1.6</b>	<b>90.63</b>	<b>2.94</b>	<b>1.18</b>	<b>2.78</b>




Where: ESE: End Semester Examination; CIA: Continuous Internal Assessment,

Levels of End Semester Examination	
Level 1	Below 40 % of students scoring more than average marks
Level 2	40-59.99 % of students scored more than average marks
Level 3	60 % and above students scoring more than average marks
Levels of Continuous Internal Assessment	
Level 1	Below 40 % of students scoring more than average marks
Level 2	40-59.99 % of students scoring more than average marks
Level 3	60 % and above students scoring more than average marks

Average Attainment by Direct Method	Average Attainment by Indirect Method	70% of Average Attainment by direct method	30 % of Average Attainment by indirect method	Average	Attainment Level
2.78	3	1.95	0.9	2.85	5

Program Outcome Level	Target Attainment
Level 1	0.5 - 1.0
Level 2	1.0 - 1.5
Level 3	1.5 - 2.0
Level 4	2.0 - 2.5
Level 5	2.5 - 3.0





Anekant Education Society's  
**Tuljaram Chaturchand College of Arts, Science & Commerce, Baramati (Autonomous)**  
**Course and Program Outcome Attainment**  
**Department of Zoology**

**Under Graduate Program : B.Sc. Zoology**

**Attainment of Course Outcomes (Direct Attainment) for Academic Year 2021 - 2022**

Sem	Course Code	Course Title	Total No. of Students	% of Students above 60 % in ESE	Level of Attainment ESE	60 % Attainment Level in end term exam (I)	% of Students above 60 % in CIA	Level of Attainment CIA	40 % Attainment Level in CIA exam (II)	Attainment of Course (I+II)
V	ZOO3501	ANIMAL SYSTEMATICS & DIVERSITY-V	18	94.44	3	1.8	83.33	3	1.2	3
	ZOO3502	MAMMALIAN HISTOLOGY	18	88.89	3	1.8	88.89	3	1.2	3
	ZOO3503	BIOCHEMISTRY	18	100	3	1.8	66.67	3	1.2	3
	ZOO3504	ENVIRONMENTAL BIOLOGY & TOXICOLOGY	18	94.44	3	1.8	77.78	3	1.2	3
	ZOO3505	PARASITOLOGY	18	83.33	3	1.8	94.44	3	1.2	3
	ZOO3506	CELL BIOLOGY	18	100	3	1.8	83.33	3	1.2	3
	ZOO3507	ZOOLOGY PRACTICAL-V	18	94.44	3	1.8	100	3	1.2	3
	ZOO3508	ZOOLOGY PRACTICAL-VI	18	55.56	2	1.2	66.67	3	1.2	2.4
	ZOO3509	ZOOLOGY PRACTICAL-VII	18	94.44	3	1.8	66.67	3	1.2	3
VI	ZOO3601	BIOLOGICAL TECHNIQUES	18	38.89	1	0.6	100	3	1.2	1.8
	ZOO3602	MAMMALIAN PHYSIOLOGY & ENDOCRINOLOGY	18	16.67	1	0.6	100	3	1.2	1.8
	ZOO3603	GENETICS & MOLECULAR BIOLOGY	18	44.44	2	1.2	100	3	1.2	2.4
	ZOO3604	ORGANIC EVOLUTION	18	33.33	1	0.6	100	3	1.2	1.8
	ZOO3605	GENERAL EMBRYOLOGY	18	50	2	1.2	100	3	1.2	2.4
	ZOO3606	MEDICAL ENTOMOLOGY	18	66.67	3	1.8	100	3	1.2	3
	ZOO3607	ZOOLOGY PRACTICAL-VIII	18	94.44	3	1.8	94.44	3	1.2	3
	ZOO3608	ZOOLOGY PRACTICAL-IX	18	94.44	3	1.8	94.44	3	1.2	3
	ZOO3609	PROJECT	18	88.89	3	1.8	100	3	1.2	3

	<b>Total</b>	<b>324</b>	<b>1333.31</b>	<b>45</b>	<b>27</b>	<b>616.66</b>	<b>54</b>	<b>21.6</b>	<b>48.6</b>
	<b>Average</b>	<b>18</b>	<b>74.07</b>	<b>2.5</b>	<b>1.5</b>	<b>89.81</b>	<b>3</b>	<b>1.2</b>	<b>2.7</b>




Where: ESE: End Semester Examination; CIA: Continuous Internal Assessment,

Levels of End Semester Examination	
Level 1	Below 40 % of students scoring more than average marks
Level 2	40-59.99 % of students scored more than average marks
Level 3	60 % and above students scoring more than average marks
Levels of Continuous Internal Assessment	
Level 1	Below 40 % of students scoring more than average marks
Level 2	40-59.99 % of students scoring more than average marks
Level 3	60 % and above students scoring more than average marks

Average Attainment by Direct Method	Average Attainment by Indirect Method	70% of Average Attainment by direct method	30 % of Average Attainment by indirect method	Average	Attainment Level
2.7	3	1.89	0.9	2.79	5

Program Outcome Level	Target Attainment
Level 1	0.5 - 1.0
Level 2	1.0 - 1.5
Level 3	1.5 - 2.0
Level 4	2.0 - 2.5
Level 5	2.5 - 3.0





Anekant Education Society's  
**Tuljaram Chaturchand College of Arts, Science & Commerce, Baramati (Autonomous)**  
**Course and Program Outcome Attainment**  
**Department of Botany**  
**Under Graduate Program : B.Sc. Botany**  
**Attainment of Course Outcomes (Direct Attainment) for Academic Year 2021 - 2022**

Sem	Course Code	Course Title	Total No. of Students	% of Students above 60 % in ESE	Level of Attainment ESE	60 % Attainment Level in end term exam (I)	% of Students above 60 % in CIA	Level of Attainment CIA	40 % Attainment Level in CIA exam (II)	Attainment of Course (I+II)
V	BOT3501	CRYPTOGAMIC BOTANY (ALGAE, FUNGI, BRYOPHYTES & PTERIDOPHYTES)	24	95.83	3	1.8	100	3	1.2	3
	BOT3502	SPERMATOPHYTES AND PALAEOBOTANY	24	91.67	3	1.8	70.83	3	1.2	3
	BOT3503	CELL AND MOLECULAR BIOLOGY	24	100	3	1.8	100	3	1.2	3
	BOT3504	INDUSTRIAL BOTANY	24	58.33	2	1.2	91.67	3	1.2	2.4
	BOT3505	BIOSTATISTICS	24	91.67	3	1.8	95.83	3	1.2	3
	BOT3506	RESEARCH METHODOLOGY	24	87.5	3	1.8	95.83	3	1.2	3
	BOT3507	BOTANY PRACTICAL - I	24	91.67	3	1.8	100	3	1.2	3
	BOT3508	BOTANY PRACTICAL - II	24	95.83	3	1.8	100	3	1.2	3
	BOT3509	BOTANY PRACTICAL - III	24	66.67	3	1.8	79.17	3	1.2	3
VI	BOT3601	PLANT PHYSIOLOGY AND BIOCHEMISTRY	24	50	2	1.2	100	3	1.2	2.4
	BOT3602	PLANT BIOTECHNOLOGY	24	29.17	1	0.6	100	3	1.2	1.8
	BOT3603	GENETICS AND PLANT BREEDING	24	41.67	2	1.2	100	3	1.2	2.4
	BOT3604	PLANT PATHOLOGY	24	62.5	3	1.8	100	3	1.2	3
	BOT3605	PHARMACOGNOSY	24	66.67	3	1.8	95.83	3	1.2	3
	BOT3606	BOTANICAL TECHNIQUES	24	8.33	1	0.6	100	3	1.2	1.8
	BOT3607	BOTANY PRACTICAL - I	24	100	3	1.8	75	3	1.2	3
	BOT3608	BOTANY PRACTICAL - II	24	95.83	3	1.8	58.33	2	0.8	2.6
	BOT3609	PROJECT	24	95.83	3	1.8	29.17	1	0.4	2.2

	<b>Total</b>	<b>432</b>	<b>1329.17</b>	<b>47</b>	<b>28.2</b>	<b>591.66</b>	<b>51</b>	<b>20.4</b>	<b>48.6</b>
	<b>Average</b>	<b>24</b>	<b>73.84</b>	<b>2.61</b>	<b>1.57</b>	<b>88.43</b>	<b>2.83</b>	<b>1.13</b>	<b>2.7</b>




Where: ESE: End Semester Examination; CIA: Continuous Internal Assessment,

Levels of End Semester Examination	
Level 1	Below 40 % of students scoring more than average marks
Level 2	40-59.99 % of students scored more than average marks
Level 3	60 % and above students scoring more than average marks
Levels of Continuous Internal Assessment	
Level 1	Below 40 % of students scoring more than average marks
Level 2	40-59.99 % of students scoring more than average marks
Level 3	60 % and above students scoring more than average marks

Average Attainment by Direct Method	Average Attainment by Indirect Method	70% of Average Attainment by direct method	30 % of Average Attainment by indirect method	Average	Attainment Level
2.7	3	1.89	0.9	2.79	5

Program Outcome Level	Target Attainment
Level 1	0.5 - 1.0
Level 2	1.0 - 1.5
Level 3	1.5 - 2.0
Level 4	2.0 - 2.5
Level 5	2.5 - 3.0





Anekant Education Society's  
**Tuljaram Chaturchand College of Arts, Science & Commerce, Baramati (Autonomous)**  
**Course and Program Outcome Attainment**  
**Department of Chemistry**  
**Under Graduate Program : B.Sc. Chemistry**  
**Attainment of Course Outcomes (Direct Attainment) for Academic Year 2021 - 2022**

Sem	Course Code	Course Title	Total No. of Students	% of Students above 60 % in ESE	Level of Attainment ESE	60 % Attainment Level in end term exam (I)	% of Students above 60 % in CIA	Level of Attainment CIA	40 % Attainment Level in CIA exam (II)	Attainment of Course (I+II)
V	CHEM3501	PHYSICAL CHEMISTRY- I	94	97.87	3	1.8	67.02	3	1.2	3
	CHEM3502	INORGANIC CHEMISTRY-I	94	97.87	3	1.8	90.43	3	1.2	3
	CHEM3503	ORGANIC CHEMISTRY-I	94	92.55	3	1.8	95.74	3	1.2	3
	CHEM3504	ANALYTICAL CHEMISTRY-I	94	92.55	3	1.8	67.02	3	1.2	3
	CHEM3505	INDUSTRIAL CHEMISTRY-I	94	97.87	3	1.8	72.34	3	1.2	3
	CHEM3506(D)	ENVIRONMENTAL AND GREEN CHEMISTRY-I	94	97.87	3	1.8	53.19	2	0.8	2.6
	CHEM3507	PHYSICAL CHEMISTRY PRACTICAL-I	94	87.23	3	1.8	97.87	3	1.2	3
	CHEM3508	INORGANIC CHEMISTRY PRACTICAL- I	94	96.81	3	1.8	87.23	3	1.2	3
	CHEM3509	ORGANIC CHEMISTRY PRACTICAL - I	94	93.62	3	1.8	95.74	3	1.2	3
VI	CHEM3601	PHYSICAL CHEMISTRY- II	94	15.96	1	0.6	92.55	3	1.2	1.8
	CHEM3602	INORGANIC CHEMISTRY-II	94	34.04	1	0.6	88.3	3	1.2	1.8
	CHEM3603	ORGANIC CHEMISTRY-II	94	6.38	1	0.6	90.43	3	1.2	1.8
	CHEM3604	ANALYTICAL CHEMISTRY-II	94	19.15	1	0.6	82.98	3	1.2	1.8
	CHEM3605	INDUSTRIAL CHEMISTRY-II	94	19.15	1	0.6	74.47	3	1.2	1.8
	CHEM3606(D)	ENVIRONMENTAL AND GREEN CHEMISTRY-II	94	4.26	1	0.6	59.57	2	0.8	1.4
	CHEM3607	PHYSICAL CHEMISTRY PRACTICAL-II OR PHYSICAL CHEMISTRY PROJECT	94	80.85	3	1.8	97.87	3	1.2	3
	CHEM3608	INORGANIC CHEMISTRY PRACTICAL- II OR INORGANIC CHEMISTRY PROJECT	94	78.72	3	1.8	90.43	3	1.2	3
	CHEM3609	ORGANIC CHEMISTRY PRACTICAL – II OR ORGANIC CHEMISTRY PROJECT	94	69.15	3	1.8	96.81	3	1.2	3

	<b>Total</b>	<b>1692</b>	<b>1181.9</b>	<b>42</b>	<b>25.2</b>	<b>499.99</b>	<b>52</b>	<b>20.8</b>	<b>46</b>
	<b>Average</b>	<b>94</b>	<b>65.66</b>	<b>2.33</b>	<b>1.4</b>	<b>83.33</b>	<b>2.89</b>	<b>1.16</b>	<b>2.56</b>




Where: ESE: End Semester Examination; CIA: Continuous Internal Assessment,

Levels of End Semester Examination	
Level 1	Below 40 % of students scoring more than average marks
Level 2	40-59.99 % of students scored more than average marks
Level 3	60 % and above students scoring more than average marks
Levels of Continuous Internal Assessment	
Level 1	Below 40 % of students scoring more than average marks
Level 2	40-59.99 % of students scoring more than average marks
Level 3	60 % and above students scoring more than average marks

Average Attainment by Direct Method	Average Attainment by Indirect Method	70% of Average Attainment by direct method	30 % of Average Attainment by indirect method	Average	Attainment Level
2.56	3	1.79	0.9	2.69	5

Program Outcome Level	Target Attainment
Level 1	0.5 - 1.0
Level 2	1.0 - 1.5
Level 3	1.5 - 2.0
Level 4	2.0 - 2.5
Level 5	2.5 - 3.0





Anekant Education Society's  
**Tuljaram Chaturchand College of Arts, Science & Commerce, Baramati (Autonomous)**  
**Course and Program Outcome Attainment**  
**Department of Commerce**  
**Under Graduate Program : B.Com.Commerce**  
**Attainment of Course Outcomes (Direct Attainment) for Academic Year 2021 - 2022**

Sem	Course Code	Course Title	Total No. of Students	% of Students above 60 % in ESE	Level of Attainment ESE	60 % Attainment Level in end term exam (I)	% of Students above 60 % in CIA	Level of Attainment CIA	40 % Attainment Level in CIA exam (II)	Attainment of Course (I+II)
V	COMBRF3501	BUSINESS REGULATORY FRAMEWORK-I	422	86.97	3	1.8	65.4	3	1.2	3
	COMAA3502	ADVANCED ACCOUNTING - I	422	96.21	3	1.8	88.15	3	1.2	3
	COMIE3503	INTERNATIONAL ECONOMICS - I	422	93.84	3	1.8	92.42	3	1.2	3
	COMA3504	AUDITING	422	75.59	3	1.8	63.03	3	1.2	3
	COMMM3505A	MARKETING MANAGEMENT - III	135	46.67	2	1.2	84.44	3	1.2	2.4
	COMCWA3505	COST AND WORKS ACCOUNTING - III	144	97.22	3	1.8	85.42	3	1.2	3
	COMBF3505C	BANKING AND FINANCE - III	119	90.76	3	1.8	67.23	3	1.2	3
	COMBS3505D	BUSINESS STATISTICS - III	24	29.17	1	0.6	8.33	1	0.4	1
	COMMM3506A	MARKETING MANAGEMENT - IV	135	91.85	3	1.8	87.41	3	1.2	3
	COMCWA3506	COST AND WORKS ACCOUNTING - IV	144	95.14	3	1.8	93.75	3	1.2	3
	COMBF3506C	BANKING AND FINANCE - IV	119	83.19	3	1.8	45.38	2	0.8	2.6
	COMBS3506D	BUSINESS STATISTICS - IV	24	45.83	2	1.2	33.33	1	0.4	1.6
VI	COMAA3602	ADVANCED ACCOUNTING - II	422	10.9	1	0.6	91.71	3	1.2	1.8
	COMBRF3601	BUSINESS REGULATORY FRAMEWORK-II	422	20.85	1	0.6	93.6	3	1.2	1.8
	COMBRF3601	BUSINESS REGULATORY FRAMEWORK-II	422	20.85	1	0.6	93.6	3	1.2	1.8
	COMAA3602	ADVANCED ACCOUNTING - II	422	10.9	1	0.6	91.71	3	1.2	1.8
	COMIE3603	INTERNATIONAL ECONOMICS - II	422	28.44	1	0.6	90.28	3	1.2	1.8
	COMT3604	TAXATION	422	17.54	1	0.6	93.13	3	1.2	1.8
	COMMM3605A	MARKETING MANAGEMENT - V	135	20	1	0.6	94.81	3	1.2	1.8

VI	COMCWA3605	COST AND WORKS ACCOUNTING - V	144	18.75	1	0.6	97.22	3	1.2	1.8
	COMBF3605C	BANKING AND FINANCE - V	119	22.69	1	0.6	87.39	3	1.2	1.8
	COMBS3605D	BUSINESS STATISTICS - V	24	4.17	1	0.6	91.67	3	1.2	1.8
	COMMM3606A	MARKETING MANAGEMENT - VI	135	8.15	1	0.6	86.67	3	1.2	1.8
	COMCWA3606	COST AND WORKS ACCOUNTING- VI	144	36.81	1	0.6	84.03	3	1.2	1.8
	COMBF3606C	BANKING AND FINANCE – VI	119	25.21	1	0.6	88.24	3	1.2	1.8
	COMBS3606D	BUSINESS STATISTICS - VI	24	20.83	1	0.6	100	3	1.2	1.8
Total			5908	1198.53	46	27.6	2098.35	73	29.2	56.8
Average			227.23	46.1	1.77	1.06	80.71	2.81	1.12	2.18




Where: ESE: End Semester Examination; CIA: Continuous Internal Assessment,

Levels of End Semester Examination	
Level 1	Below 40 % of students scoring more than average marks
Level 2	40-59.99 % of students scored more than average marks
Level 3	60 % and above students scoring more than average marks
Levels of Continuous Internal Assessment	
Level 1	Below 40 % of students scoring more than average marks
Level 2	40-59.99 % of students scoring more than average marks
Level 3	60 % and above students scoring more than average marks

Average Attainment by Direct Method	Average Attainment by Indirect Method	70% of Average Attainment by direct method	30 % of Average Attainment by indirect method	Average	Attainment Level
2.18	3	1.53	0.9	2.43	4

Program Outcome Level	Target Attainment
Level 1	0.5 - 1.0
Level 2	1.0 - 1.5
Level 3	1.5 - 2.0
Level 4	2.0 - 2.5
Level 5	2.5 - 3.0



Anekant Education Society's  
**Tuljaram Chaturchand College of Arts, Science & Commerce, Baramati (Autonomous)**  
**Course and Program Outcome Attainment**  
**Department of Economics**  
**Under Graduate Program : B.A. Economics**  
**Attainment of Course Outcomes (Direct Attainment) for Academic Year 2021 - 2022**

Sem	Course Code	Course Title	Total No. of Students	% of Students above 60 % in ESE	Level of Attainment ESE	60 % Attainment Level in end term exam (I)	% of Students above 60 % in CIA	Level of Attainment CIA	40 % Attainment Level in CIA exam (II)	Attainment of Course (I+II)
V	ECOGEN3501	ECONOMIC DEVELOPMENT AND PLANNING-I	71	100	3	1.8	94.37	3	1.2	3
EC	SPL3502	INTERNATIONAL ECONOMICS-I	37	100	3	1.8	89.19	3	1.2	3
EC	SPL3503	ELEMENTARY QUANTITATIVE TECHNIQUE-I	37	100	3	1.8	97.3	3	1.2	3
VI	ECOGEN3601	ECONOMIC DEVELOPMENT AND PLANNING-II	71	15.49	1	0.6	91.55	3	1.2	1.8
EC	SPL3602	INTERNATIONAL ECONOMICS-II	37	40.54	2	1.2	91.89	3	1.2	2.4
EC	SPL3603	ELEMENTARY QUANTITATIVE TECHNIQUE-II	37	35.14	1	0.6	67.57	3	1.2	1.8
<b>Total</b>			<b>290</b>	<b>291.17</b>	<b>10</b>	<b>6</b>	<b>531.87</b>	<b>18</b>	<b>7.2</b>	<b>13.2</b>
<b>Average</b>			<b>48.33</b>	<b>48.53</b>	<b>1.67</b>	<b>1</b>	<b>88.64</b>	<b>3</b>	<b>1.2</b>	<b>2.2</b>




Where: ESE: End Semester Examination; CIA: Continuous Internal Assessment,

Levels of End Semester Examination	
Level 1	Below 40 % of students scoring more than average marks
Level 2	40-59.99 % of students scored more than average marks
Level 3	60 % and above students scoring more than average marks
Levels of Continuous Internal Assessment	
Level 1	Below 40 % of students scoring more than average marks
Level 2	40-59.99 % of students scoring more than average marks
Level 3	60 % and above students scoring more than average marks

Average Attainment by Direct Method	Average Attainment by Indirect Method	70% of Average Attainment by direct method	30 % of Average Attainment by indirect method	Average	Attainment Level
2.2	3	1.54	0.9	2.44	4

Program Outcome Level	Target Attainment
Level 1	0.5 - 1.0
Level 2	1.0 - 1.5
Level 3	1.5 - 2.0
Level 4	2.0 - 2.5
Level 5	2.5 - 3.0





Anekant Education Society's  
**Tuljaram Chaturchand College of Arts, Science & Commerce, Baramati (Autonomous)**  
Course and Program Outcome Attainment  
Department of Electronics

Under Graduate Program : B.Sc.Electronics

Attainment of Course Outcomes (Direct Attainment) for Academic Year 2021 - 2022

Sem	Course Code	Course Title	Total No. of Students	% of Students above 60 % in ESE	Level of Attainment ESE	60 % Attainment Level in end term exam (I)	% of Students above 60 % in CIA	Level of Attainment CIA	40 % Attainment Level in CIA exam (II)	Attainment of Course (I+II)
V	ELE3501	ADVANCED DIGITAL SYSTEM DESIGN USING VERILOG	13	92.31	3	1.8	100	3	1.2	3
	ELE3502	8051 MICROCONTROLLER	13	92.31	3	1.8	100	3	1.2	3
	ELE3503	ANALOG CIRCUIT DESIGN AND APPLICATIONS OF LINEAR ICS	13	100	3	1.8	92.31	3	1.2	3
	ELE3504	PRINCIPLES OF SEMICONDUCTOR DEVICES	13	100	3	1.8	100	3	1.2	3
	ELE3505	FUNDAMENTALS OF 'C' PROGRAMMING	13	100	3	1.8	100	3	1.2	3
	ELE3506	OPTICAL FIBER COMMUNICATION	13	100	3	1.8	100	3	1.2	3
	ELE3507	ELECTRONICS PRACTICAL - I	13	100	3	1.8	92.31	3	1.2	3
	ELE3508	ELECTRONICS PRACTICAL – II	13	100	3	1.8	100	3	1.2	3
	ELE3509	ELECTRONICS PRACTICAL – III (PROJECT)	13	100	3	1.8	100	3	1.2	3
VI	ELE3601	ADVANCED COMMUNICATION SYSTEMS	13	7.69	1	0.6	100	3	1.2	1.8
	ELE3602	8051 'C' PROGRAMMING AND EMBEDDED SYSTEMS	13	7.69	1	0.6	100	3	1.2	1.8
	ELE3603	POWER DEVICES AND CIRCUITS	13	7.69	1	0.6	100	3	1.2	1.8
	ELE3604	FOUNDATION OF NANO ELECTRONICS	13	23.08	1	0.6	100	3	1.2	1.8
	ELE3605	MATHEMATICAL METHODS AND CIRCUIT SIMULATION USING MATLAB	13	7.69	1	0.6	100	3	1.2	1.8
	ELE3606	INDUSTRIAL AUTOMATION	13	7.69	1	0.6	100	3	1.2	1.8
	ELE3607	ELECTRONICS PRACTICAL - I	13	92.31	3	1.8	100	3	1.2	3
	ELE3608	ELECTRONICS PRACTICAL – II	13	92.31	3	1.8	100	3	1.2	3
	ELE3609	ELECTRONICS PRACTICAL – III (PROJECT)	13	92.31	3	1.8	100	3	1.2	3

	<b>Total</b>	<b>234</b>	<b>1223.08</b>	<b>42</b>	<b>25.2</b>	<b>784.62</b>	<b>54</b>	<b>21.6</b>	<b>46.8</b>
	<b>Average</b>	<b>13</b>	<b>67.95</b>	<b>2.33</b>	<b>1.4</b>	<b>99.15</b>	<b>3</b>	<b>1.2</b>	<b>2.6</b>




Where: ESE: End Semester Examination; CIA: Continuous Internal Assessment,

Levels of End Semester Examination	
Level 1	Below 40 % of students scoring more than average marks
Level 2	40-59.99 % of students scored more than average marks
Level 3	60 % and above students scoring more than average marks
Levels of Continuous Internal Assessment	
Level 1	Below 40 % of students scoring more than average marks
Level 2	40-59.99 % of students scoring more than average marks
Level 3	60 % and above students scoring more than average marks

Average Attainment by Direct Method	Average Attainment by Indirect Method	70% of Average Attainment by direct method	30 % of Average Attainment by indirect method	Average	Attainment Level
2.6	3	1.82	0.9	2.72	5

Program Outcome Level	Target Attainment
Level 1	0.5 - 1.0
Level 2	1.0 - 1.5
Level 3	1.5 - 2.0
Level 4	2.0 - 2.5
Level 5	2.5 - 3.0



Anekant Education Society's  
**Tuljaram Chaturchand College of Arts, Science & Commerce, Baramati (Autonomous)**  
**Course and Program Outcome Attainment**  
**Department of English**  
**Under Graduate Program : B.Sc.English**  
**Attainment of Course Outcomes (Direct Attainment) for Academic Year 2021 - 2022**


Sem	Course Code	Course Title	Total No. of Students	% of Students above 60 % in ESE	Level of Attainment ESE	60 % Attainment Level in end term exam (I)	% of Students above 60 % in CIA	Level of Attainment CIA	40 % Attainment Level in CIA exam (II)	Attainment of Course (I+II)
V	ENGCO3501	COMPULSORY ENGLISH	188	83.51	3	1.8	61.17	3	1.2	3
	ENGGEN3502	ADVANCED STUDY OF ENGLISH LANGUAGE AND LITERATURE	14	85.71	3	1.8	71.43	3	1.2	3
	ENGSP3503	APPRECIATING NOVEL	11	100	3	1.8	90.91	3	1.2	3
	ENGSP3504	INTRODUCTION TO LITERARY CRITICISM	11	54.55	2	1.2	54.55	2	0.8	2
	ENGFE3505	INTRODUCTION TO PRINT MEDIA AND WRITING FOR MASS MEDIA & KEY COMPETENCY MODULES	5	80	3	1.8	80	3	1.2	3
	ENGFE3506	ENTREPRENEURSHIP DEVELOPMENT, PROJECT REPORT AND ORAL COMMUNICATION IN ENGLISH.	5	80	3	1.8	NA	NA	NA	1.8
VI	ENGCO3601	COMPULSORY ENGLISH	190	10	1	0.6	80.53	3	1.2	1.8
	ENGGE3602	ADVANCED STUDY OF ENGLISH LANGUAGE AND LITERATURE	16	25	1	0.6	81.25	3	1.2	1.8
	ENGSP3603	APPRECIATING NOVEL	11	54.55	2	1.2	63.64	3	1.2	2.4
	ENGSP3604	INTRODUCTION TO LITERARY CRITICISM	11	45.45	2	1.2	81.82	3	1.2	2.4
	ENGFE3605	INTRODUCTION TO PRINT MEDIA AND WRITING FOR MASS MEDIA & KEY COMPETENCY MODULES	5	80	3	1.8	100	3	1.2	3
	ENGFE3606	ENTREPRENEURSHIP DEVELOPMENT, PROJECT REPORT AND ORAL COMMUNICATION IN	5	100	3	1.8	60	3	1.2	3
		<b>Total</b>	<b>472</b>	<b>798.77</b>	<b>29</b>	<b>17.4</b>	<b>825.3</b>	<b>32</b>	<b>12.8</b>	<b>30.2</b>
		<b>Average</b>	<b>39.33</b>	<b>66.56</b>	<b>2.42</b>	<b>1.45</b>	<b>68.77</b>	<b>2.67</b>	<b>1.07</b>	<b>2.52</b>



Levels of End Semester Examination	
Level 1	Below 40 % of students scoring more than average marks
Level 2	40-59.99 % of students scored more than average marks
Level 3	60 % and above students scoring more than average marks
Levels of Continuous Internal Assessment	
Level 1	Below 40 % of students scoring more than average marks
Level 2	40-59.99 % of students scoring more than average marks
Level 3	60 % and above students scoring more than average marks

Average Attainment by Direct Method	Average Attainment by Indirect Method	70% of Average Attainment by direct method	30 % of Average Attainment by indirect method	Average	Attainment Level
2.52	3	1.76	0.9	2.66	5

Program Outcome Level	Target Attainment
Level 1	0.5 - 1.0
Level 2	1.0 - 1.5
Level 3	1.5 - 2.0
Level 4	2.0 - 2.5
Level 5	2.5 - 3.0



Anekant Education Society's  
**Tuljaram Chaturchand College of Arts, Science & Commerce, Baramati (Autonomous)**  
**Course and Program Outcome Attainment**  
**Department of Geography**  
**Under Graduate Program : B.A. Geography**  
**Attainment of Course Outcomes (Direct Attainment) for Academic Year 2021 - 2022**

Sem	Course Code	Course Title	Total No. of Students	% of Students above 60 % in ESE	Level of Attainment ESE	60 % Attainment Level in end term exam (I)	% of Students above 60 % in CIA	Level of Attainment CIA	40 % Attainment Level in CIA exam (II)	Attainment of Course (I+II)
V	GEOGEN3501	GEOGRAPHY OF TOURISM-I	64	75	3	1.8	67.19	3	1.2	3
	GEOSPL3502	PHYSICAL GEOGRAPHY OF INDIA	24	41.67	2	1.2	58.33	2	0.8	2
	GEOSPL3503	PRACTICAL IN MAP READING AND MAP MAKING	24	54.17	2	1.2	45.83	2	0.8	2
VI	GEOGEN3601	GEOGRAPHY OF TOURISM-II	65	63.08	3	1.8	76.92	3	1.2	3
	GEOSPL3602	HUMAN GEOGRAPHY OF INDIA	25	64	3	1.8	72	3	1.2	3
	GEOSPL3603	PRACTICAL IN STATISTICAL TECHNIQUES	25	36	1	0.6	64	3	1.2	1.8
<b>Total</b>			<b>227</b>	<b>333.92</b>	<b>14</b>	<b>8.4</b>	<b>384.27</b>	<b>16</b>	<b>6.4</b>	<b>14.8</b>
<b>Average</b>			<b>37.83</b>	<b>55.65</b>	<b>2.33</b>	<b>1.4</b>	<b>64.04</b>	<b>2.67</b>	<b>1.07</b>	<b>2.47</b>




Where: ESE: End Semester Examination; CIA: Continuous Internal Assessment,

Levels of End Semester Examination	
Level 1	Below 40 % of students scoring more than average marks
Level 2	40-59.99 % of students scored more than average marks
Level 3	60 % and above students scoring more than average marks
Levels of Continuous Internal Assessment	
Level 1	Below 40 % of students scoring more than average marks
Level 2	40-59.99 % of students scoring more than average marks
Level 3	60 % and above students scoring more than average marks

Average Attainment by Direct Method	Average Attainment by Indirect Method	70% of Average Attainment by direct method	30 % of Average Attainment by indirect method	Average	Attainment Level
2.47	3	1.73	0.9	2.63	5

Program Outcome Level	Target Attainment
Level 1	0.5 - 1.0
Level 2	1.0 - 1.5
Level 3	1.5 - 2.0
Level 4	2.0 - 2.5
Level 5	2.5 - 3.0



Anekant Education Society's  
**Tuljaram Chaturchand College of Arts, Science & Commerce, Baramati (Autonomous)**  
**Course and Program Outcome Attainment**  
**Department of Hindi**  
**Under Graduate Program : B.A.Hindi**  
**Attainment of Course Outcomes (Direct Attainment) for Academic Year 2021 - 2022**

Sem	Course Code	Course Title	Total No. of Students	% of Students above 60 % in ESE	Level of Attainment ESE	60 % Attainment Level in end term exam (I)	% of Students above 60 % in CIA	Level of Attainment CIA	40 % Attainment Level in CIA exam (II)	Attainment of Course (I+II)
V	HINGEN3501	HINDI SAMANYA	28	75	3	1.8	96.43	3	1.2	3
	HINSPL3502	HINDI SAHITYA KA ITIHAS	8	62.5	3	1.8	100	3	1.2	3
	HINSPL3503	HINDI BHASHA KA VIKAS	8	87.5	3	1.8	100	3	1.2	3
VI	HINGEN3601	HINDI SAMANYA	28	25	1	0.6	78.57	3	1.2	1.8
	HINSPL3602	HINDI SAHITYA KA ITIHAS	8	78.5	3	1.8	100	3	1.2	3
	HINSPL3603	HINDI BHASHA KA VIKAS	8	37.5	1	0.6	87.5	3	1.2	1.8
<b>Total</b>			<b>88</b>	<b>287.5</b>	<b>11</b>	<b>6.6</b>	<b>562.5</b>	<b>18</b>	<b>7.2</b>	<b>13.8</b>
<b>Average</b>			<b>14.67</b>	<b>47.92</b>	<b>1.83</b>	<b>1.1</b>	<b>93.75</b>	<b>3</b>	<b>1.2</b>	<b>2.3</b>




Where: ESE: End Semester Examination; CIA: Continuous Internal Assessment,

Levels of End Semester Examination	
Level 1	Below 40 % of students scoring more than average marks
Level 2	40-59.99 % of students scored more than average marks
Level 3	60 % and above students scoring more than average marks
Levels of Continuous Internal Assessment	
Level 1	Below 40 % of students scoring more than average marks
Level 2	40-59.99 % of students scoring more than average marks
Level 3	60 % and above students scoring more than average marks

Average Attainment by Direct Method	Average Attainment by Indirect Method	70% of Average Attainment by direct method	30 % of Average Attainment by indirect method	Average	Attainment Level
2.3	3	1.61	0.9	2.51	5

Program Outcome Level	Target Attainment
Level 1	0.5 - 1.0
Level 2	1.0 - 1.5
Level 3	1.5 - 2.0
Level 4	2.0 - 2.5
Level 5	2.5 - 3.0



Anekant Education Society's  
**Tuljaram Chaturchand College of Arts, Science & Commerce, Baramati (Autonomous)**  
**Course and Program Outcome Attainment**  
**Department of History**  
**Under Graduate Program : B.A. History**  
**Attainment of Course Outcomes (Direct Attainment) for Academic Year 2021 - 2022**

Sem	Course Code	Course Title	Total No. of Students	% of Students above 60 % in ESE	Level of Attainment ESE	60 % Attainment Level in end term exam (I)	% of Students above 60 % in CIA	Level of Attainment CIA	40 % Attainment Level in CIA exam (II)	Attainment of Course (I+II)
V	HISGEN3501	HISTORY OF THE WORLD IN 20TH CENTURY (1914-1992) PART I	54	85.19	3	1.8	85.19	3	1.2	3
	HISPL3502	INTRODUCTION TO HISTORY PART I	14	35.71	1	0.6	71.43	3	1.2	1.8
	HISPL3503	HISTORY OF ASIA IN 20TH CENTURY (1914-1992) PART I	14	78.57	3	1.8	78.57	3	1.2	3
VI	HISGEN3601	HISTORY OF THE WORLD IN 20TH CENTURY (1914-1992) PART II	54	24.07	1	0.6	81.48	3	1.2	1.8
	HISPL3602	INTRODUCTION TO HISTORY PART II	14	21.43	1	0.6	64.29	3	1.2	1.8
	HISPL3603	HISTORY OF ASIA IN 20TH CENTURY (1914-1992) PART II	14	28.57	1	0.6	71.43	3	1.2	1.8
<b>Total</b>			<b>164</b>	<b>273.54</b>	<b>10</b>	<b>6</b>	<b>452.39</b>	<b>18</b>	<b>7.2</b>	<b>13.2</b>
<b>Average</b>			<b>27.33</b>	<b>45.59</b>	<b>1.67</b>	<b>1</b>	<b>75.4</b>	<b>3</b>	<b>1.2</b>	<b>2.2</b>




Where: ESE: End Semester Examination; CIA: Continuous Internal Assessment,

Levels of End Semester Examination	
Level 1	Below 40 % of students scoring more than average marks
Level 2	40-59.99 % of students scored more than average marks
Level 3	60 % and above students scoring more than average marks
Levels of Continuous Internal Assessment	
Level 1	Below 40 % of students scoring more than average marks
Level 2	40-59.99 % of students scoring more than average marks
Level 3	60 % and above students scoring more than average marks

Average Attainment by Direct Method	Average Attainment by Indirect Method	70% of Average Attainment by direct method	30 % of Average Attainment by indirect method	Average	Attainment Level
2.2	3	1.54	0.9	2.44	4

Program Outcome Level	Target Attainment
Level 1	0.5 - 1.0
Level 2	1.0 - 1.5
Level 3	1.5 - 2.0
Level 4	2.0 - 2.5
Level 5	2.5 - 3.0



Anekant Education Society's  
**Tuljaram Chaturchand College of Arts, Science & Commerce, Baramati (Autonomous)**  
**Course and Program Outcome Attainment**  
**Department of Logic**  
**Under Graduate Program : B.A.Logic**  
**Attainment of Course Outcomes (Direct Attainment) for Academic Year 2021 - 2022**

Sem	Course Code	Course Title	Total No. of Students	% of Students above 60 % in ESE	Level of Attainment ESE	60 % Attainment Level in end term exam (I)	% of Students above 60 % in CIA	Level of Attainment CIA	40 % Attainment Level in CIA exam (II)	Attainment of Course (I+II)
V	LOGGEN3501	LOGIC: METHODOLOGY OF SOCIAL SCIENCE	25	80	3	1.8	80	3	1.2	3
VI	LOGGEN3601	LOGIC: METHODOLOGY OF SOCIAL SCIENCE	25	40	2	1.2	96	3	1.2	2.4
<b>Total</b>			<b>50</b>	<b>120</b>	<b>5</b>	<b>3</b>	<b>176</b>	<b>6</b>	<b>2.4</b>	<b>5.4</b>
<b>Average</b>			<b>25</b>	<b>60</b>	<b>2.5</b>	<b>1.5</b>	<b>88</b>	<b>3</b>	<b>1.2</b>	<b>2.7</b>




Where: ESE: End Semester Examination; CIA: Continuous Internal Assessment,

Levels of End Semester Examination	
Level 1	Below 40 % of students scoring more than average marks
Level 2	40-59.99 % of students scored more than average marks
Level 3	60 % and above students scoring more than average marks
Levels of Continuous Internal Assessment	
Level 1	Below 40 % of students scoring more than average marks
Level 2	40-59.99 % of students scoring more than average marks
Level 3	60 % and above students scoring more than average marks

Average Attainment by Direct Method	Average Attainment by Indirect Method	70% of Average Attainment by direct method	30 % of Average Attainment by indirect method	Average	Attainment Level
2.7	3	1.89	0.9	2.79	5

Program Outcome Level	Target Attainment
Level 1	0.5 - 1.0
Level 2	1.0 - 1.5
Level 3	1.5 - 2.0
Level 4	2.0 - 2.5
Level 5	2.5 - 3.0



Anekant Education Society's  
**Tuljaram Chaturchand College of Arts, Science & Commerce, Baramati (Autonomous)**  
**Course and Program Outcome Attainment**  
**Department of Marathi**  
**Under Graduate Program : B.A. Marathi**  
**Attainment of Course Outcomes (Direct Attainment) for Academic Year 2021 - 2022**

Sem	Course Code	Course Title	Total No. of Students	% of Students above 60 % in ESE	Level of Attainment ESE	60 % Attainment Level in end term exam (I)	% of Students above 60 % in CIA	Level of Attainment CIA	40 % Attainment Level in CIA exam (II)	Attainment of Course (I+II)
V	MARGEN3501	ADHUNIK MARATHI SAHITYA PRAKARANCHA ABHYAS	58	70.69	3	1.8	43.1	2	0.8	2.6
	MARSPL3502	SAHITYAVICHAR	7	42.86	2	1.2	85.71	3	1.2	2.4
	MARSPL3503	MARATHICHA BHASHIK ABHYAS (ETIHASIK)	7				85.71	3	1.2	1.2
VI	MARGEN3601	ADHUNIK MARATHI SAHITYA PRAKARANCHA ABHYAS	58	25.86	1	0.6	89.66	3	1.2	1.8
	MARSPL3602	SAHITYAVICHAR	7	28.57	1	0.6	71.43	3	1.2	1.8
	MARSPL3603	MARATHICHA BHASHIK ABHYAS (ETIHASIK)	7	28.57	1	0.6	28.57	1	0.4	1
Total			144	196.55	8	4.8	404.18	15	6	10.8
Average			24	32.76	1.33	0.8	67.36	2.5	1	1.8




Where: ESE: End Semester Examination; CIA: Continuous Internal Assessment,

Levels of End Semester Examination	
Level 1	Below 40 % of students scoring more than average marks
Level 2	40-59.99 % of students scored more than average marks
Level 3	60 % and above students scoring more than average marks
Levels of Continuous Internal Assessment	
Level 1	Below 40 % of students scoring more than average marks
Level 2	40-59.99 % of students scoring more than average marks
Level 3	60 % and above students scoring more than average marks

Average Attainment by Direct Method	Average Attainment by Indirect Method	70% of Average Attainment by direct method	30 % of Average Attainment by indirect method	Average	Attainment Level
1.8	3	1.26	0.9	2.16	4

Program Outcome Level	Target Attainment
Level 1	0.5 - 1.0
Level 2	1.0 - 1.5
Level 3	1.5 - 2.0
Level 4	2.0 - 2.5
Level 5	2.5 - 3.0





Anekant Education Society's  
**Tuljaram Chaturchand College of Arts, Science & Commerce, Baramati (Autonomous)**  
**Course and Program Outcome Attainment**  
**Department of Mathematics**

**Under Graduate Program : B.Sc. Mathematics**

**Attainment of Course Outcomes (Direct Attainment) for Academic Year 2021 - 2022**

Sem	Course Code	Course Title	Total No. of Students	% of Students above 60 % in ESE	Level of Attainment ESE	60 % Attainment Level in end term exam (I)	% of Students above 60 % in CIA	Level of Attainment CIA	40 % Attainment Level in CIA exam (II)	Attainment of Course (I+II)
V	MAT3501	METRIC SPACES	15	40	2	1.2	33.33	1	0.4	1.6
	MAT3502	REAL ANALYSIS I	15	66.67	3	1.8	100	3	1.2	3
	MAT3503	GROUP THEORY	15	46.67	2	1.2	100	3	1.2	2.4
	MAT3504	ORDINARY DIFFERENTIAL EQUATION	15	66.67	3	1.8	100	3	1.2	3
	MAT3505	OPERATION RESEARCH	15	100	3	1.8	100	3	1.2	3
	MAT3506	NUMBER THEORY	15	53.33	2	1.2	46.67	2	0.8	2
	MAT3507	MATHEMATICS PRACTICAL - I	15	100	3	1.8	66.67	3	1.2	3
	MAT3508	MATHEMATICS PRACTICAL - II	15	80	3	1.8	40	2	0.8	2.6
	MAT3509	MATHEMATICS PRACTICAL - III	15	100	3	1.8	100	3	1.2	3
VI	MAT3601	COMPLEX ANALYSIS	15	46.67	2	1.2	100	3	1.2	2.4
	MAT3602	REAL ANALYSIS II	15	20	1	0.6	100	3	1.2	1.8
	MAT3603	RING THEORY	15	20	1	0.6	93.33	3	1.2	1.8
	MAT3604	PARTIAL DIFFERENTIAL EQUATION	15	40	2	1.2	86.67	3	1.2	2.4
	MAT3605	OPTIMIZATION TECHNIQUES	15	33.33	1	0.6	100	3	1.2	1.8
	MAT3606	LEBESGUE INTEGRATION	15	33.33	1	0.6	100	3	1.2	1.8
	MAT3607	MATHEMATICS PRACTICAL - I	15	53.33	2	1.2	100	3	1.2	2.4
	MAT3608	MATHEMATICS PRACTICAL - II	15	73.33	3	1.8	93.33	3	1.2	3
	MAT3609	PROJECT	15	100	3	1.8	100	3	1.2	3

	<b>Total</b>	<b>270</b>	<b>1073.33</b>	<b>40</b>	<b>24</b>	<b>1560</b>	<b>50</b>	<b>20</b>	<b>44</b>
	<b>Average</b>	<b>15</b>	<b>59.63</b>	<b>2.22</b>	<b>1.33</b>	<b>86.67</b>	<b>2.78</b>	<b>1.11</b>	<b>2.44</b>




Where: ESE: End Semester Examination; CIA: Continuous Internal Assessment,

Levels of End Semester Examination	
Level 1	Below 40 % of students scoring more than average marks
Level 2	40-59.99 % of students scored more than average marks
Level 3	60 % and above students scoring more than average marks
Levels of Continuous Internal Assessment	
Level 1	Below 40 % of students scoring more than average marks
Level 2	40-59.99 % of students scoring more than average marks
Level 3	60 % and above students scoring more than average marks

Average Attainment by Direct Method	Average Attainment by Indirect Method	70% of Average Attainment by direct method	30 % of Average Attainment by indirect method	Average	Attainment Level
2.44	3	1.71	0.9	2.61	5

Program Outcome Level	Target Attainment
Level 1	0.5 - 1.0
Level 2	1.0 - 1.5
Level 3	1.5 - 2.0
Level 4	2.0 - 2.5
Level 5	2.5 - 3.0





Anekant Education Society's  
**Tuljaram Chaturchand College of Arts, Science & Commerce, Baramati (Autonomous)**  
**Course and Program Outcome Attainment**  
**Department of Microbiology**  
**Under Graduate Program : B.Sc. Microbiology**  
**Attainment of Course Outcomes (Direct Attainment) for Academic Year 2021 - 2022**

Sem	Course Code	Course Title	Total No. of Students	% of Students above 60 % in ESE	Level of Attainment ESE	60 % Attainment Level in end term exam (I)	% of Students above 60 % in CIA	Level of Attainment CIA	40 % Attainment Level in CIA exam (II)	Attainment of Course (I+II)
V	MICRO3501	MEDICAL MICROBIOLOGY-I	43	100	3	1.8	100	3	1.2	3
	MICRO3502	GENETICS AND MOLECULAR BIOLOGY- I	43	72.09	3	1.8	100	3	1.2	3
	MICRO3503	ENZYMOLGY	43	100	3	1.8	100	3	1.2	3
	MICRO3504	IMMUNOLOGY – I	43	100	3	1.8	93.02	3	1.2	3
	MICRO3505	FERMENTATION TECHNOLOGY-I	43	88.37	3	1.8	100	3	1.2	3
	MICRO3506	FOOD AND DAIRY MICROBIOLOGY	43	100	3	1.8	100	3	1.2	3
	MICRO3507	MICROBIOLOGY PRACTICAL - I	43	32.56	1	0.6	100	3	1.2	1.8
	MICRO3508	MICROBIOLOGY PRACTICAL - II	43	39.53	1	0.6	100	3	1.2	1.8
	MICRO3509	MICROBIOLOGY PRACTICAL - III	43	41.86	2	1.2	100	3	1.2	2.4
VI	MICRO3601	MEDICAL MICROBIOLOGY-II	43	55.81	2	1.2	100	3	1.2	2.4
	MICRO3602	GENETICS AND MOLECULAR BIOLOGY- II	43	67.44	3	1.8	100	3	1.2	3
	MICRO3603	METABOLISM	43	37.21	1	0.6	100	3	1.2	1.8
	MICRO3604	IMMUNOLOGY – II	43	9.3	1	0.6	100	3	1.2	1.8
	MICRO3605	FERMENTATION TECHNOLOGY-II	43	30.23	1	0.6	100	3	1.2	1.8
	MICRO3606	AGRICULTURAL AND ENVIRONMENTAL MICROBIOLOGY	43	30.23	1	0.6	62.79	3	1.2	1.8
	MICRO3607	MICROBIOLOGY PRACTICAL - IV	43	100	3	1.8	100	3	1.2	3
	MICRO3608	MICROBIOLOGY PRACTICAL - V	43	100	3	1.8	100	3	1.2	3
	MICRO3609	PROJECT	43	100	3	1.8	100	3	1.2	3

	<b>Total</b>	<b>774</b>	<b>1204.63</b>	<b>40</b>	<b>24</b>	<b>755.81</b>	<b>54</b>	<b>21.6</b>	<b>45.6</b>
	<b>Average</b>	<b>43</b>	<b>66.92</b>	<b>2.22</b>	<b>1.33</b>	<b>97.54</b>	<b>3</b>	<b>1.2</b>	<b>2.53</b>




Where: ESE: End Semester Examination; CIA: Continuous Internal Assessment,

Levels of End Semester Examination	
Level 1	Below 40 % of students scoring more than average marks
Level 2	40-59.99 % of students scored more than average marks
Level 3	60 % and above students scoring more than average marks
Levels of Continuous Internal Assessment	
Level 1	Below 40 % of students scoring more than average marks
Level 2	40-59.99 % of students scoring more than average marks
Level 3	60 % and above students scoring more than average marks

Average Attainment by Direct Method	Average Attainment by Indirect Method	70% of Average Attainment by direct method	30 % of Average Attainment by indirect method	Average	Attainment Level
2.53	3	1.77	0.9	2.67	5

Program Outcome Level	Target Attainment
Level 1	0.5 - 1.0
Level 2	1.0 - 1.5
Level 3	1.5 - 2.0
Level 4	2.0 - 2.5
Level 5	2.5 - 3.0





Anekant Education Society's  
**Tuljaram Chaturchand College of Arts, Science & Commerce, Baramati (Autonomous)**  
**Course and Program Outcome Attainment**  
**Department of Physics**

**Under Graduate Program : B.Sc. Physics**

**Attainment of Course Outcomes (Direct Attainment) for Academic Year 2021 - 2022**

Sem	Course Code	Course Title	Total No. of Students	% of Students above 60 % in ESE	Level of Attainment ESE	60 % Attainment Level in end term exam (I)	% of Students above 60 % in CIA	Level of Attainment CIA	40 % Attainment Level in CIA exam (II)	Attainment of Course (I+II)
V	PHY3501	MATHEMATICAL METHODS OF PHYSICS-II	22	100	3	1.8	95.45	3	1.2	3
	PHY3502	CLASSICAL MECHANICS	22	95.45	3	1.8	90.91	3	1.2	3
	PHY3503	OPTICS	22	95.45	3	1.8	100	3	1.2	3
	PHY3504	SOLID STATE PHYSICS	22	95.45	3	1.8	95.45	3	1.2	3
	PHY3505	ATOMIC AND MOLECULAR PHYSICS	22	100	3	1.8	100	3	1.2	3
	PHY3507	PHYSICS PRACTICAL -I	22	100	3	1.8	100	3	1.2	3
	PHY3508	PHYSICS PRACTICAL -II	22	95.45	3	1.8	100	3	1.2	3
	PHY3509	PHYSICS PROJECT -I	22	100	3	1.8	100	3	1.2	3
VI	PHY3601	ELECTRODYNAMICS	22	50	2	1.2	95.45	3	1.2	2.4
	PHY3602	QUANTUM MECHANICS	22	36.36	1	0.6	95.45	3	1.2	1.8
	PHY3603	STATISTICAL PHYSICS	22	40.91	2	1.2	81.82	3	1.2	2.4
	PHY3604	NUCLEAR PHYSICS	22	45.45	2	1.2	63.64	3	1.2	2.4
	PHY3605(A)	ELECTRONICS II	15	46.67	2	1.2	60	3	1.2	2.4
	PHY3605(B)	ADVANCED ELECTRONICS	7	28.57	1	0.6	57.14	2	0.8	1.4
	PHY3606	PHYSICS OF NANOMATERIALS	22	36.36	1	0.6	77.27	3	1.2	1.8
	PHY3607	PHYSICS PRACTICAL -III	22	100	3	1.8	100	3	1.2	3
	PHY3608	PHYSICS PRACTICAL -IV	22	59.09	2	1.2	40.91	2	0.8	2
	PHY3609	PHYSICS PROJECT - II	22	90.91	3	1.8	95.45	3	1.2	3

	<b>Total</b>	<b>374</b>	<b>1316.12</b>	<b>43</b>	<b>25.8</b>	<b>548.94</b>	<b>52</b>	<b>20.8</b>	<b>46.6</b>
	<b>Average</b>	<b>20.78</b>	<b>73.12</b>	<b>2.39</b>	<b>1.43</b>	<b>86.05</b>	<b>2.89</b>	<b>1.16</b>	<b>2.59</b>




Where: ESE: End Semester Examination; CIA: Continuous Internal Assessment,

Levels of End Semester Examination	
Level 1	Below 40 % of students scoring more than average marks
Level 2	40-59.99 % of students scored more than average marks
Level 3	60 % and above students scoring more than average marks
Levels of Continuous Internal Assessment	
Level 1	Below 40 % of students scoring more than average marks
Level 2	40-59.99 % of students scoring more than average marks
Level 3	60 % and above students scoring more than average marks

Average Attainment by Direct Method	Average Attainment by Indirect Method	70% of Average Attainment by direct method	30 % of Average Attainment by indirect method	Average	Attainment Level
2.59	3	1.81	0.9	2.71	5

Program Outcome Level	Target Attainment
Level 1	0.5 - 1.0
Level 2	1.0 - 1.5
Level 3	1.5 - 2.0
Level 4	2.0 - 2.5
Level 5	2.5 - 3.0



Anekant Education Society's  
**Tuljaram Chaturchand College of Arts, Science & Commerce, Baramati (Autonomous)**  
**Course and Program Outcome Attainment**  
**Department of Politics**  
**Under Graduate Program : B.A. Politics**  
**Attainment of Course Outcomes (Direct Attainment) for Academic Year 2021 - 2022**

Sem	Course Code	Course Title	Total No. of Students	% of Students above 60 % in ESE	Level of Attainment ESE	60 % Attainment Level in end term exam (I)	% of Students above 60 % in CIA	Level of Attainment CIA	40 % Attainment Level in CIA exam (II)	Attainment of Course (I+II)
V	POLGEN3501	POLITICAL IDEOLOGIES	90	76.67	3	1.8	57.78	2	0.8	2.6
	POLSPL3502	PUBLIC ADMINISTRATION	41	75.61	3	1.8	51.22	2	0.8	2.6
	POLSPL3503	INTERNATIONAL POLITICS	41	53.66	2	1.2	34.15	1	0.4	1.6
VI	POLGEN 3601	POLITICAL IDEOLOGIES	91	28.57	1	0.6	84.62	3	1.2	1.8
	POLSPL 3602	PUBLIC ADMINISTRATION	41	17.07	1	0.6	75.61	3	1.2	1.8
	POLSPL 3603	INTERNATIONAL POLITICS	41	17.07	1	0.6	85.37	3	1.2	1.8
<b>Total</b>			<b>345</b>	<b>268.65</b>	<b>11</b>	<b>6.6</b>	<b>388.75</b>	<b>14</b>	<b>5.6</b>	<b>12.2</b>
<b>Average</b>			<b>57.5</b>	<b>44.78</b>	<b>1.83</b>	<b>1.1</b>	<b>64.79</b>	<b>2.33</b>	<b>0.93</b>	<b>2.03</b>




Where: ESE: End Semester Examination; CIA: Continuous Internal Assessment,

Levels of End Semester Examination	
Level 1	Below 40 % of students scoring more than average marks
Level 2	40-59.99 % of students scored more than average marks
Level 3	60 % and above students scoring more than average marks
Levels of Continuous Internal Assessment	
Level 1	Below 40 % of students scoring more than average marks
Level 2	40-59.99 % of students scoring more than average marks
Level 3	60 % and above students scoring more than average marks

Average Attainment by Direct Method	Average Attainment by Indirect Method	70% of Average Attainment by direct method	30 % of Average Attainment by indirect method	Average	Attainment Level
2.03	3	1.42	0.9	2.32	4

Program Outcome Level	Target Attainment
Level 1	0.5 - 1.0
Level 2	1.0 - 1.5
Level 3	1.5 - 2.0
Level 4	2.0 - 2.5
Level 5	2.5 - 3.0



Anekant Education Society's  
**Tuljaram Chaturchand College of Arts, Science & Commerce, Baramati (Autonomous)**  
**Course and Program Outcome Attainment**  
**Department of Psychology**  
**Under Graduate Program : B.A. Psychology**  
**Attainment of Course Outcomes (Direct Attainment) for Academic Year 2021 - 2022**

Sem	Course Code	Course Title	Total No. of Students	% of Students above 60 % in ESE	Level of Attainment ESE	60 % Attainment Level in end term exam (I)	% of Students above 60 % in CIA	Level of Attainment CIA	40 % Attainment Level in CIA exam (II)	Attainment of Course (I+II)
V	PSYGEN3501	ORGANIZATIONAL PSYCHOLOGY	23	78.26	3	1.8	91.3	3	1.2	3
	PSYSPL3502	PSYCHOLOGICAL RESEARCH	5	60	3	1.8	100	3	1.2	3
	PSYSPL3503	PSYCHOLOGY PRACTICAL: TEST	5	100	3	1.8	100	3	1.2	3
VI	PSYGEN3601	ORGANIZATIONAL PSYCHOLOGY	23	8.7	1	0.6	56.52	2	0.8	1.4
	PSYSPL3602	EXPERIMENTAL PSYCHOLOGY	5	80	3	1.8	100	3	1.2	3
	PSYSPL3603	PSYCHOLOGY PRACTICAL: EXPERIMENTS	5	60	3	1.8	100	3	1.2	3
<b>Total</b>			<b>66</b>	<b>386.96</b>	<b>16</b>	<b>9.6</b>	<b>547.82</b>	<b>17</b>	<b>6.8</b>	<b>16.4</b>
<b>Average</b>			<b>11</b>	<b>64.49</b>	<b>2.67</b>	<b>1.6</b>	<b>91.3</b>	<b>2.83</b>	<b>1.13</b>	<b>2.73</b>




Where: ESE: End Semester Examination; CIA: Continuous Internal Assessment,

Levels of End Semester Examination	
Level 1	Below 40 % of students scoring more than average marks
Level 2	40-59.99 % of students scored more than average marks
Level 3	60 % and above students scoring more than average marks
Levels of Continuous Internal Assessment	
Level 1	Below 40 % of students scoring more than average marks
Level 2	40-59.99 % of students scoring more than average marks
Level 3	60 % and above students scoring more than average marks

Average Attainment by Direct Method	Average Attainment by Indirect Method	70% of Average Attainment by direct method	30 % of Average Attainment by indirect method	Average	Attainment Level
2.73	3	1.91	0.9	2.81	5

Program Outcome Level	Target Attainment
Level 1	0.5 - 1.0
Level 2	1.0 - 1.5
Level 3	1.5 - 2.0
Level 4	2.0 - 2.5
Level 5	2.5 - 3.0



  
 Principal  
 Tuljaram Chaturchand College  
 Baramati