



**Anekant Education Society's  
Tuljaram Chaturchand College of Arts, Science and  
Commerce, Baramati  
(Autonomous)**

**Report on Feedback Analysis  
2021-2022**

## **Contents:**

### **1. Introduction**

### **2. Feedback Mechanism**

### **3. Feedback Analysis**

- Students
- Teachers
- Alumni
- Employers

### **4. Action Taken Report**

### **5. Conclusion**



## Introduction

Feedback is crucial for improving educational quality and ensuring that the curriculum meets the needs of stakeholders. Regular input from various stakeholders helps pinpoint strengths, weaknesses, and areas for improvement, greatly enriching the institution's academic and professional culture. An effective feedback system can enhance the services provided by the institution by accurately reflecting stakeholder satisfaction levels. Feedback is an essential part of the learning process.

Tuljaram Chaturchand College of Arts, Science, and Commerce systematically gathers feedback on various aspects of the curriculum and courses from a diverse group of stakeholders, including students, alumni, faculty, and employers, through online platforms. This feedback is thoroughly analyzed and used to refine the curriculum, teaching methodologies, and the overall educational environment.

Additionally, the college is dedicated to developing a dynamic and responsive educational framework that adapts to the evolving needs of its stakeholders. By prioritizing continuous improvement based on comprehensive feedback, the institution strives to create an environment of excellence and innovation, equipping students to meet the challenges of a rapidly changing world.



## Institutional Feedback Mechanism

Feedback processes in the institution can be classified as follows:

**i. Designing Feedback Forms:**

The feedback forms are carefully crafted by the Feedback Committee to ensure they effectively capture input from all stakeholders.

**ii. Distribution to Stakeholders:**

The feedback forms are systematically distributed to key stakeholders, including students, faculty, alumni, and employers.

**iii. Collection of Feedback:**

Feedback is gathered from all stakeholders, ensuring a comprehensive evaluation of the academic and institutional processes.

**iv. Analysis by the Feedback Committee:**

The collected feedback is meticulously analyzed by the Feedback Committee to identify key areas of improvement and strengths.

**v. Communication to BoS Chairpersons:**

The analyzed feedback is shared with the Chairpersons of the Board of Studies (BoS), where it is thoroughly discussed during BoS meetings.

**vi. Action Plan Development:**

Based on the discussions, the BoS formulates an actionable plan to integrate relevant suggestions into the curriculum and syllabus.

**vii. Submission to IQAC:**

The action plans, along with documented suggestions, are submitted to the Internal Quality Assurance Cell (IQAC) for further review and approval

**viii. Compilation by IQAC:**

IQAC compiles all suggestions and action plans, ensuring a structured approach to implementing changes.

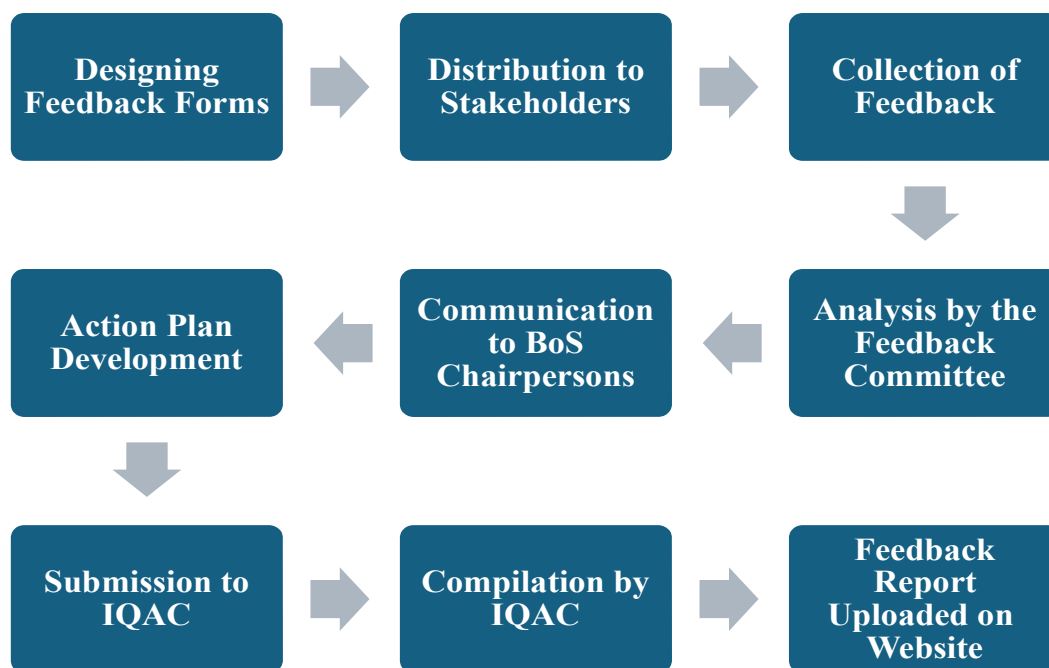
**ix. Feedback Report Uploaded on Institution'**

To promote transparency and accountability, the comprehensive feedback report, along with the action-taken plans, is made available on the institutional website for public access.





## Feedback Mechanism Flowchart



### Students Feedback Analysis on Curriculum

Students are key contributors in educational institutions, significantly affecting both internal and external quality assurance processes. Their feedback is actively collected to evaluate the curriculum through a specialized five-point scale feedback form.

#### Student feedback form

How do you rate the following?

Sr. No.	Statement	5	4	3	2	1
1	The curriculum promotes internship, student, exchange, field visit opportunities					
2	Teaching methods / techniques					
3	Assessment and Evaluation methods					
4	Access to the learning resources (such as library, labs and ICT facilities)					
5	The curriculum inculcates soft skills, life skills and employability skills					
6	Overall learning experience					
7	Overall course rating, including various activities					
8	The units / sections in the syllabi are properly sequenced					
9	Extent of syllabi covered in the class					
10.	Any other suggestions for the improvement in the syllabi: -					





**A sample copy of students' feedback on the curriculum**

## Student's Feedback on Curriculum and Its Transaction

A.E. Society's , Tuljaram Chaturchand College of Arts, Science and Commerce, (Autonomous), Baramati

Dear Students, This feedback form is related to the curriculum design, teaching-learning, methods and skill development of the students. This is confidential and it will be used for syllabus revision, restructuring of curriculum and quality improvement of the program. \_\_\_\_\_

\_\_\_\_\_ Kindly click in the appropriate box that best corresponds to your opinion. So, rate the following. ( 5 - Excellent, 4 - Very Good, 3 - Good, 2 - Average, 1 - Poor)

Select Academic Year : \*

2021-2022 ▼

Department : \*

Botany ▼

1. The curriculum promotes internship, student, exchange, field visit opportunities \*

	1	2	3	4	5	
Poor	<input type="radio"/>	<input type="radio"/>	<input type="radio"/>	<input type="radio"/>	<input checked="" type="radio"/>	Excellent

<https://docs.google.com/forms/d/1ekY-9WmSRxn0hjVsNxObD9eRwyfmLzLRZx5yFtCJo/edit#response=ACYDBNj4JcaQICMROIDCQqQ5bM0DoeBl...> 1/3



## REPORT ON FEEDBACK ANALYSIS 2021-2022

### 2. Teaching methods / techniques \*

	1	2	3	4	5	
Poor	<input type="radio"/>	<input type="radio"/>	<input type="radio"/>	<input checked="" type="radio"/>	<input type="radio"/>	Excellent

### 3. Assessment and evaluation methods \*

	1	2	3	4	5	
Poor	<input type="radio"/>	<input type="radio"/>	<input type="radio"/>	<input checked="" type="radio"/>	<input type="radio"/>	Excellent

### 4. Access to the learning resources (such as library, labs and ICT facilities) \*

	1	2	3	4	5	
Poor	<input type="radio"/>	<input type="radio"/>	<input type="radio"/>	<input checked="" type="radio"/>	<input type="radio"/>	Excellent

### 5. The curriculum inculcates soft skills, life skills and employability skills \*

	1	2	3	4	5	
Poor	<input type="radio"/>	<input type="radio"/>	<input type="radio"/>	<input type="radio"/>	<input checked="" type="radio"/>	Excellent

### 6. Overall learning experience \*

	1	2	3	4	5	
Poor	<input type="radio"/>	<input type="radio"/>	<input type="radio"/>	<input checked="" type="radio"/>	<input type="radio"/>	Excellent

<https://docs.google.com/forms/d/1ekY-9WtMSRxn0hJVsNxObD9eRwyfmlizLRZx5yFICJo/edit#response=ACYDBNj4JcaQICMROIDCQqQ5bM0DoeBI...> 2/3



## REPORT ON FEEDBACK ANALYSIS 2021-2022

7. Overall course rating, including various activities \*

	1	2	3	4	5	
Poor	<input type="radio"/>	<input type="radio"/>	<input type="radio"/>	<input checked="" type="radio"/>	<input type="radio"/>	Excellent

8. The units / sections in the syllabi are properly sequenced \*

	1	2	3	4	5	
Poor	<input type="radio"/>	<input type="radio"/>	<input type="radio"/>	<input checked="" type="radio"/>	<input type="radio"/>	Excellent

9. Extent of syllabi covered in the class \*

	1	2	3	4	5	
Poor	<input type="radio"/>	<input type="radio"/>	<input type="radio"/>	<input type="radio"/>	<input checked="" type="radio"/>	Excellent

10. Any other suggestions for the improvement in the syllabi:- \*

No.. \_\_\_\_\_

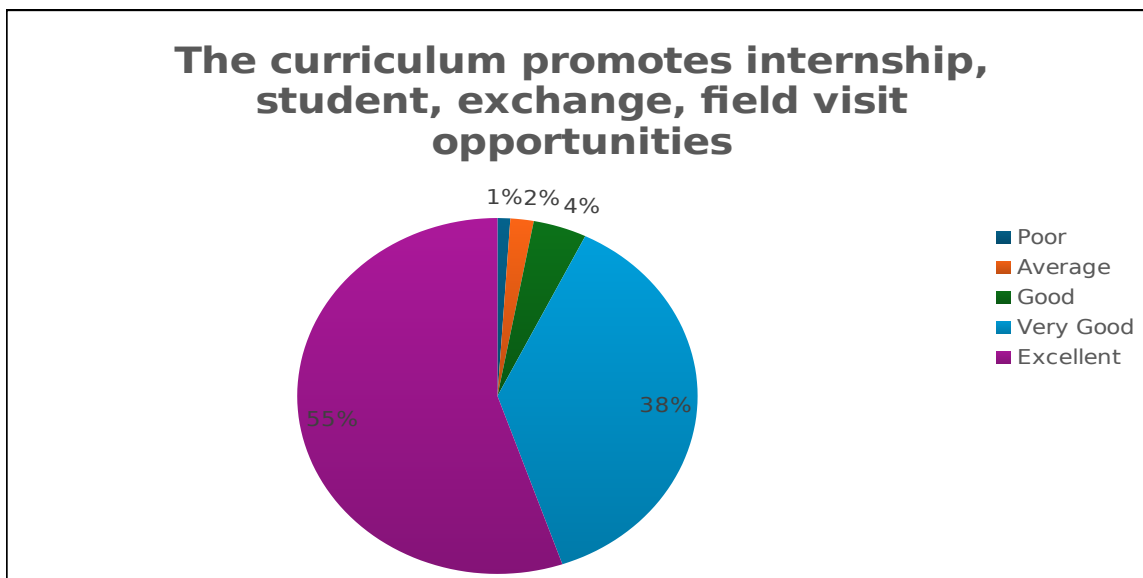
This form was created inside Tuljaram Chaturchand College of Arts, Science and Commerce.

Google Forms

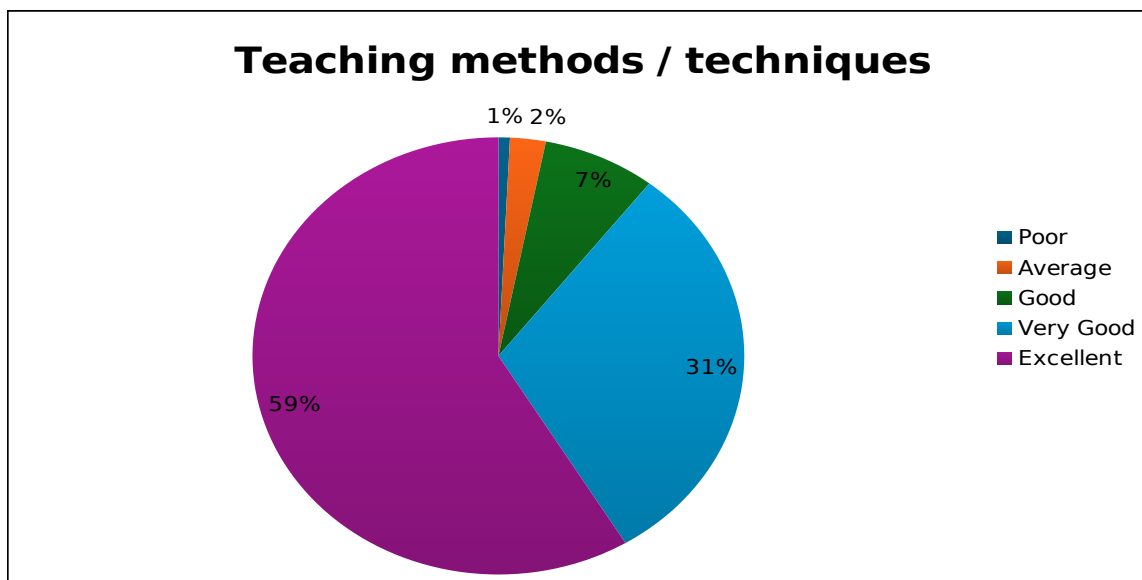


<https://docs.google.com/forms/d/1ekY-9WmSRxn0hjVsNxObD9eRwyfmlzLRZx5yFtCJo/edit#response=ACYDBNj4JcaQICMROIDCQqQ5bM0DceBI...> 3/3

## Analysis Students Feedback on Curriculum 2021-22

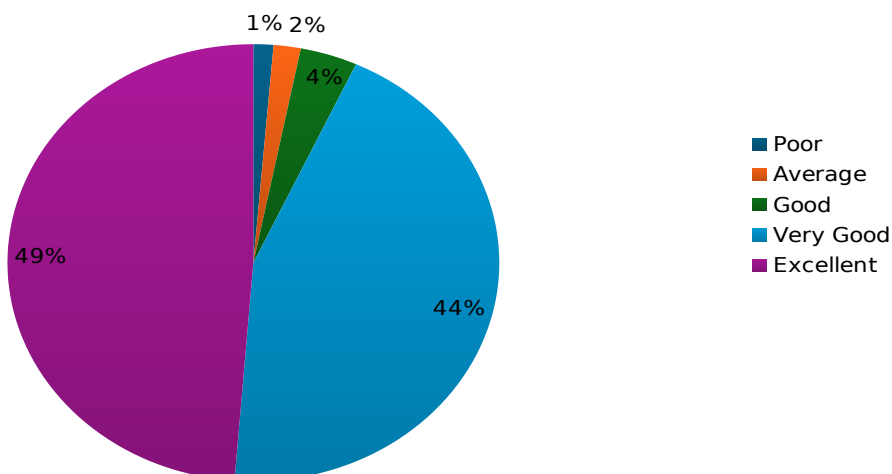


The chart shows that 83.82% of respondents rated the curriculum's promotion of internships, exchanges, and field visits as "Very Good," with 123.53% rating it "Excellent," demonstrating high satisfaction levels.



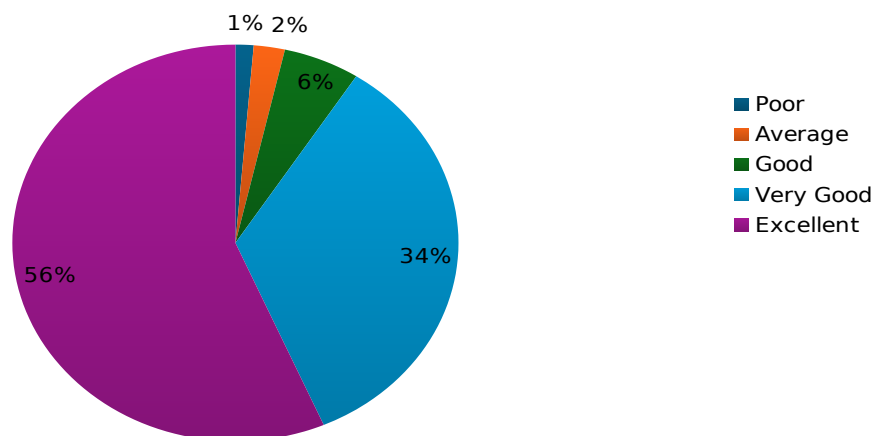
The data reveals that 58.65% found the teaching methods "Excellent," and 30.83% rated them as "Very Good," reflecting widespread approval of the teaching techniques employed.

### Assessment and evaluation methods



The chart indicates that 48.78% of respondents considered assessment and evaluation methods as "Excellent," while 44.36% rated them "Very Good," suggesting effective evaluation practices.

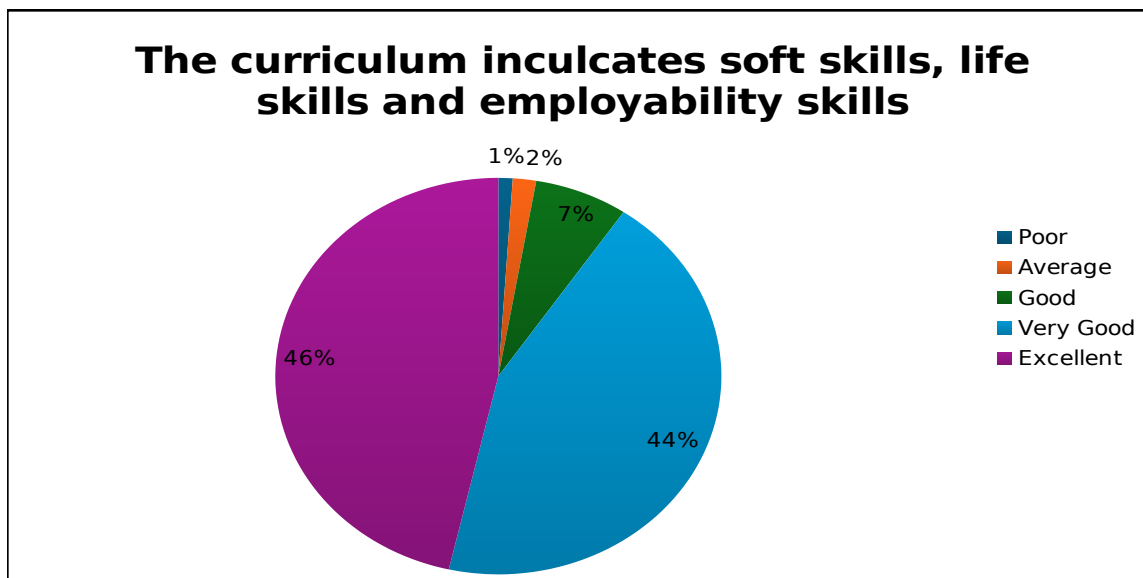
### Access to the learning resources (such as library, labs and ICT facilities)



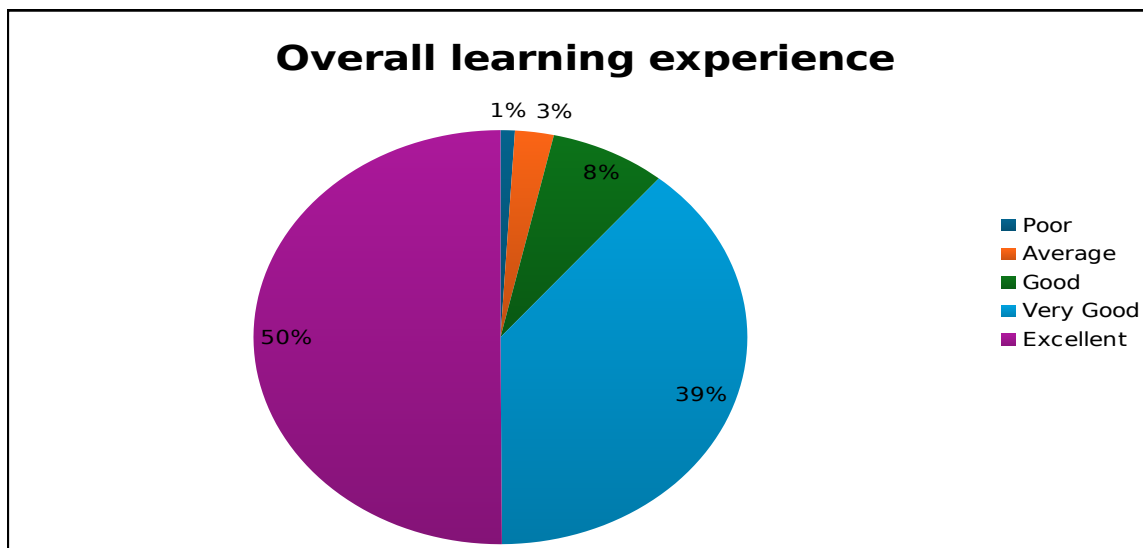
The data shows that 56.48% rated access to learning resources as "Excellent," and 34.40% as "Very Good," indicating strong approval of the available resources.





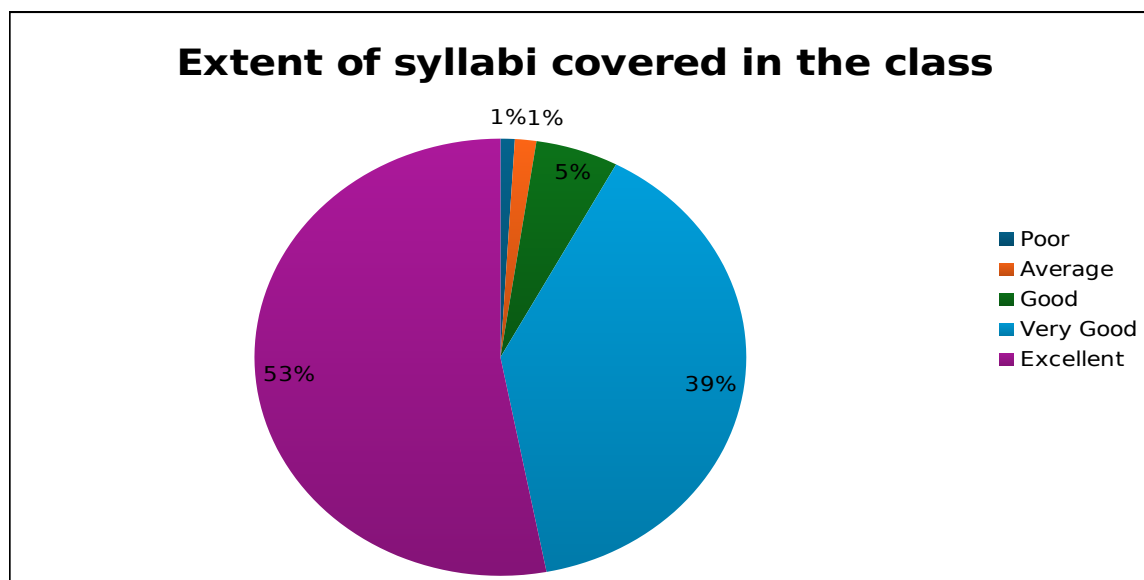


The chart demonstrates that 46.43% found the curriculum's focus on soft, life, and employability skills "Excellent," and 44.08% rated it "Very Good," highlighting a solid emphasis on these skills.



The data indicates that 50.09% rated their overall learning experience as "Excellent," with 38.8% find it "Very Good," reflecting high overall satisfaction.





The chart reveals that 53.01% rated the extent of syllabi coverage as "Excellent," and 39.19% as "Very Good," showing that most respondents are pleased with how thoroughly the syllabus is covered.

### Student Feedback Analysis

This report scrutinizes student feedback from the academic year 2021-2022, with a focus on various departments within the institution. The data encompasses both qualitative and quantitative dimensions, allowing for an assessment of overall satisfaction and curriculum effectiveness. Feedback was collected through forms and analyzed using statistical methods, such as the weighted average technique. The analysis highlights significant areas of student satisfaction, including teaching quality and resource availability.

### Teachers' Feedback on Curriculum

Teachers' feedback plays a vital role in enhancing curriculum quality and the overall educational experience. Their insights identify areas that need improvement and aid in creating more effective teaching strategies. Teachers' feedback often reveals emerging trends and challenges within the educational landscape, allowing for proactive adjustments. Regularly assessing and incorporating teachers' suggestions also fosters a collaborative environment where educators feel appreciated and heard. This process ultimately results in a more dynamic and responsive educational system that better serves students' needs.

**Teacher's feedback form****How do you rate the following?**

<b>Sr. No.</b>	<b>Statement</b>	<b>5</b>	<b>4</b>	<b>3</b>	<b>2</b>	<b>1</b>
1	Appropriateness of curriculum contents					
2	Curriculum Outcomes					
3	Curriculum and syllabus are need based					
4	Scope for the development of analytical, logical and creative skills					
5	Amalgamation of theory and practical					
6	Effective use of the assessment and evaluation methods					
7	Sufficient number of relevant reading materials and digital resources are available in the library					
8	Availability of teaching - learning resources					
9	Freedom to propose, modify, suggest and incorporate new topics in the syllabus through proper forum					
10	Any other suggestions					



**A sample copy of teacher's feedback on the curriculum**

## Teacher Feedback on Curriculum and Its Transaction

A.E. Society's , Tuljaram Chaturchand College of Arts, Science and Commerce, (Autonomous), Baramati

Dear Sir, This feedback form is related to the curriculum design, teaching-learning, methods and skill development of the students. This is confidential and it will be used for syllabus revision, restructuring of curriculum and quality improvement of the program. \_\_\_\_\_

\_\_\_\_\_ Kindly click in the appropriate box that best corresponds to your opinion. So, rate the following. ( 5 - Excellent, 4 - Very Good, 3 - Good, 2 - Average, 1 - Poor)

Select Academic Year : \*

2021-2022 ▼

Name of the Teacher:- \*

Prof. Attar Naziya Shahabuddin

Department : \*

Computer Science ▼



[https://docs.google.com/forms/d/1IFTU\\_IdKHizR-9eJ53xy-0yfUmmn\\_fyoNtExN5oWWvo/edit#response=ACYDBNgON4WU7n87wt3yNpEIGPKEg9Va...](https://docs.google.com/forms/d/1IFTU_IdKHizR-9eJ53xy-0yfUmmn_fyoNtExN5oWWvo/edit#response=ACYDBNgON4WU7n87wt3yNpEIGPKEg9Va...) 1/4

## REPORT ON FEEDBACK ANALYSIS 2021-2022

### 1. Appropriateness of curriculum contents \*

	1	2	3	4	5	
Poor	<input type="radio"/>	<input type="radio"/>	<input type="radio"/>	<input type="radio"/>	<input checked="" type="radio"/>	Excellent

### 2. Curriculum Outcomes \*

	1	2	3	4	5	
Poor	<input type="radio"/>	<input type="radio"/>	<input type="radio"/>	<input type="radio"/>	<input checked="" type="radio"/>	Excellent

### 3. Curriculum and syllabus are need based \*

	1	2	3	4	5	
Poor	<input type="radio"/>	<input type="radio"/>	<input type="radio"/>	<input type="radio"/>	<input checked="" type="radio"/>	Excellent

### 4. Scope for the development of analytical, logical and creative skills \*

	1	2	3	4	5	
Poor	<input type="radio"/>	<input type="radio"/>	<input type="radio"/>	<input type="radio"/>	<input checked="" type="radio"/>	Excellent

### 5. Amalgamation of theory and practical \*

	1	2	3	4	5	
Poor	<input type="radio"/>	<input type="radio"/>	<input type="radio"/>	<input type="radio"/>	<input checked="" type="radio"/>	Excellent

[https://docs.google.com/forms/d/1IFTU\\_JdKIHzR-9eJ53xy-0yftUmmn\\_fyoNtExN5oWWv0/s?response=ACYDBNgON4WU7n87wt3yNpEIGPKEd9Va...](https://docs.google.com/forms/d/1IFTU_JdKIHzR-9eJ53xy-0yftUmmn_fyoNtExN5oWWv0/s?response=ACYDBNgON4WU7n87wt3yNpEIGPKEd9Va...) 2/4



## REPORT ON FEEDBACK ANALYSIS 2021-2022

### 6. Effective use of the assessment and evaluation methods \*

	1	2	3	4	5	
Poor	<input type="radio"/>	<input type="radio"/>	<input type="radio"/>	<input type="radio"/>	<input checked="" type="radio"/>	Excellent

### 7. Sufficient number of relevant reading materials and digital resources are available in the library \*

	1	2	3	4	5	
Poor	<input type="radio"/>	<input type="radio"/>	<input type="radio"/>	<input type="radio"/>	<input checked="" type="radio"/>	Excellent

### 8. Availability of teaching - learning resources \*

	1	2	3	4	5	
Poor	<input type="radio"/>	<input type="radio"/>	<input type="radio"/>	<input type="radio"/>	<input checked="" type="radio"/>	Excellent

### 9. Freedom to propose, modify, suggest and incorporate new topics in the syllabus through proper forum \*

	1	2	3	4	5	
Poor	<input type="radio"/>	<input type="radio"/>	<input type="radio"/>	<input type="radio"/>	<input checked="" type="radio"/>	Excellent

### 10. Any other suggestions:- \*

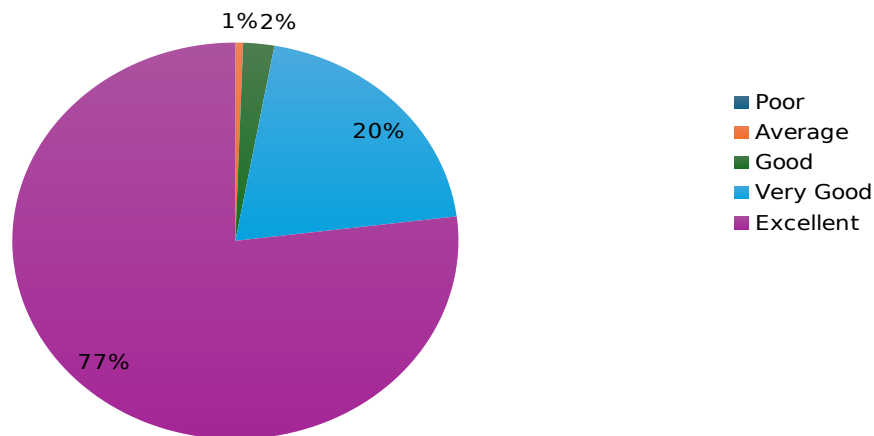
Organized how to cracked Net or Set exam and how to prepare and also for PhD to achieve our goal.

[https://docs.google.com/forms/d/11FTU\\_IdKHhZr-9eJ53xy-0yfUmmn\\_fyoNtExN5oWWvo/edit#response=ACYDBNgON4WU7n87wt3yNpEIGPKEg9Va...](https://docs.google.com/forms/d/11FTU_IdKHhZr-9eJ53xy-0yfUmmn_fyoNtExN5oWWvo/edit#response=ACYDBNgON4WU7n87wt3yNpEIGPKEg9Va...) 3/4



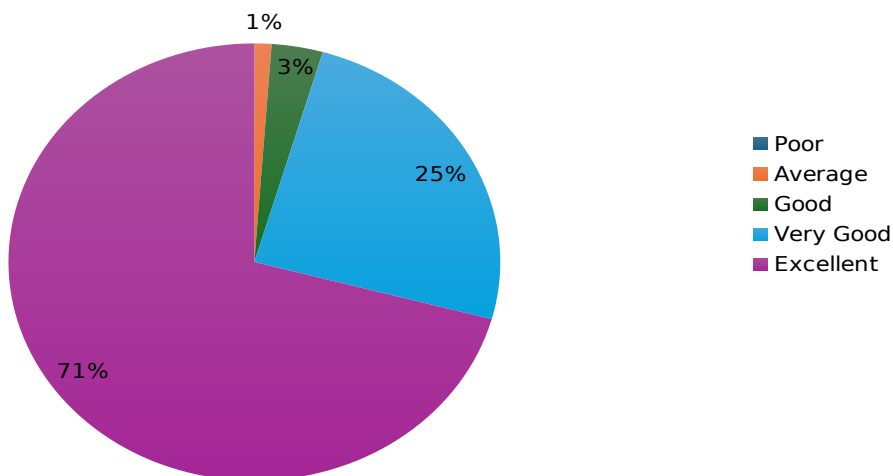
## Analysis of Teacher Feedback on Curriculum 2021-22

### 1. Appropriateness of curriculum contents



The chart indicates that 97.19% of respondents rated the curriculum content as "Very Good" or "Excellent," showing high satisfaction. Only 2.81% rated it "Good" or "Average," with none rating it "Poor."

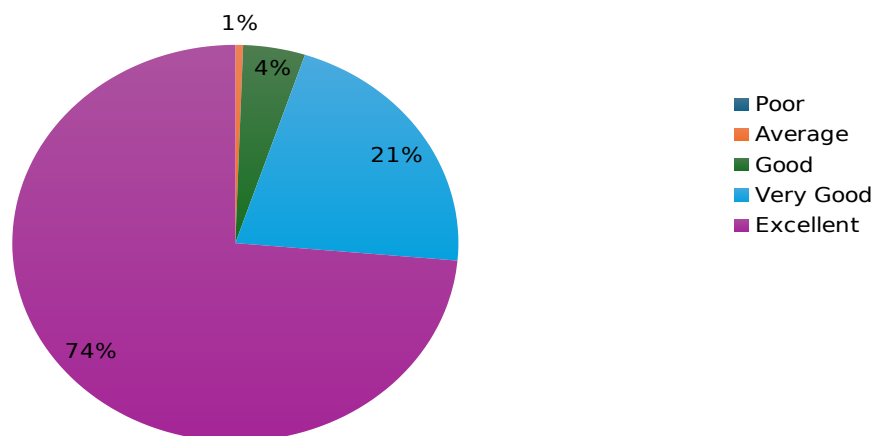
### 2. Curriculum Outcomes



The chart indicates that 95.51% of respondents rated the curriculum outcomes as "Very Good" or "Excellent," while only 4.49% rated them as "Good" or "Average," with no ratings of "Poor."

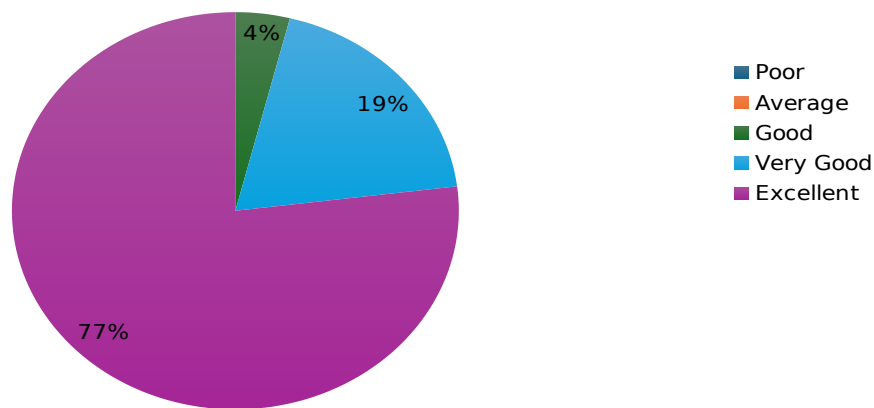


### 3. Curriculum and syllabus are need based



The chart shows that 94.94% of respondents rated the curriculum and syllabus as "Very Good" or "Excellent," with only 5.06% rating them as "Good" or "Average," and none rating them as "Poor."

### 4. Scope for the development of analytical, logical and creative skills

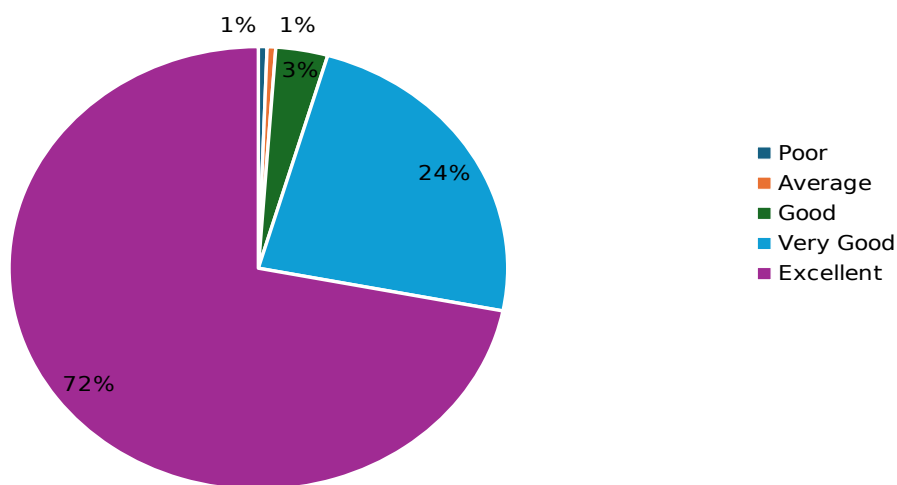


The chart indicates that 96.07% of respondents rated the scope for developing analytical, logical, and creative skills as "Very Good" or "Excellent," while only 3.93% rated it as "Good," with no ratings of "Average" or "Poor."



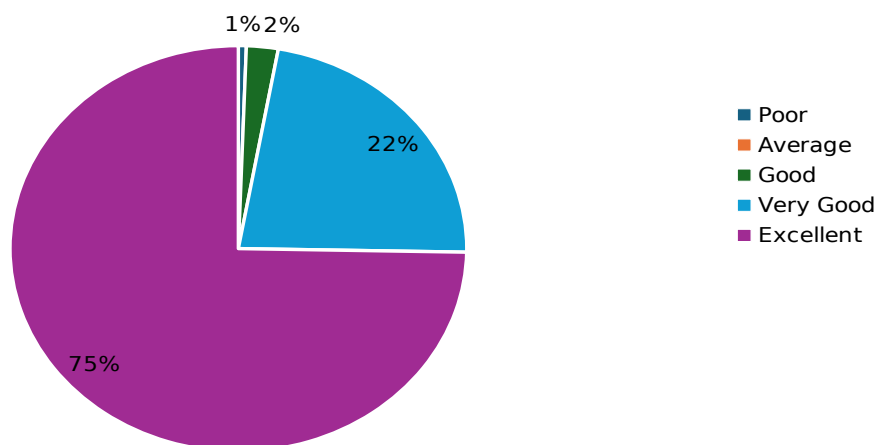


### 5. Amalgamation of theory and practical



The chart shows that 95.51% of respondents rated the amalgamation of theory and practical as "Very Good" or "Excellent," while 4.49% rated it as "Good," "Average," or "Poor."

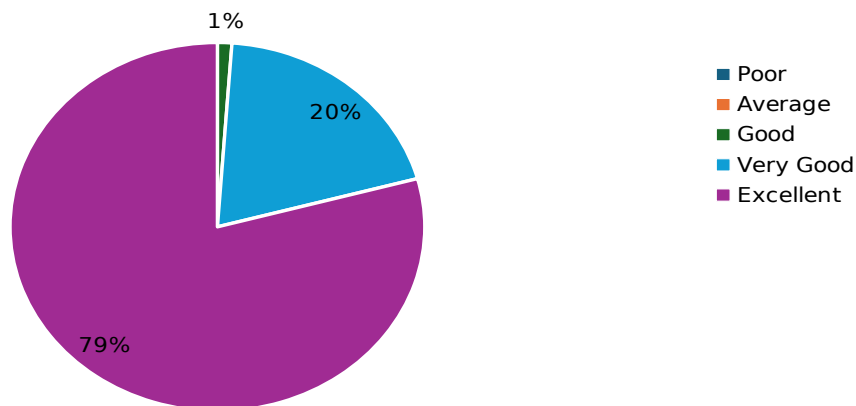
### 6. Effective use of the assessment and evaluation methods



The chart indicates that 97.19% of respondents rated the effectiveness of assessment and evaluation methods as "Very Good" or "Excellent," with only 2.81% rating it as "Good" or "Poor," and none rating it as "Average."



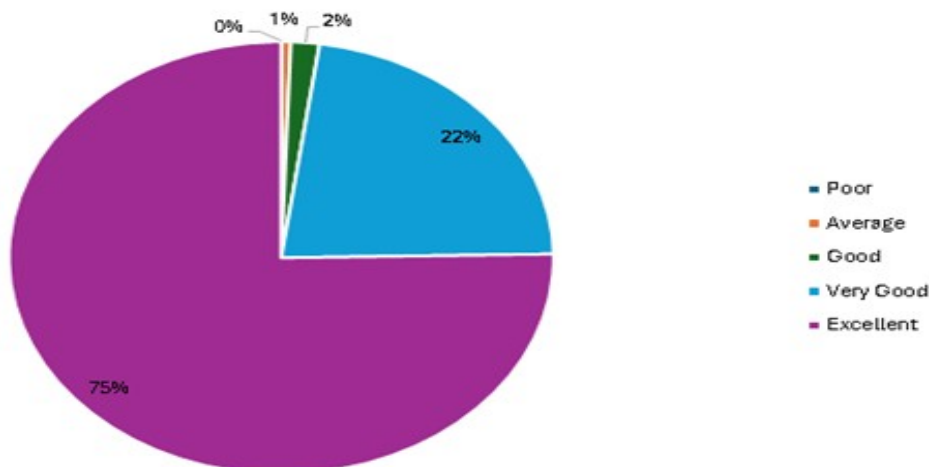
### 7. Sufficient number of relevant reading materials and digital resources are available in the library



The chart shows that

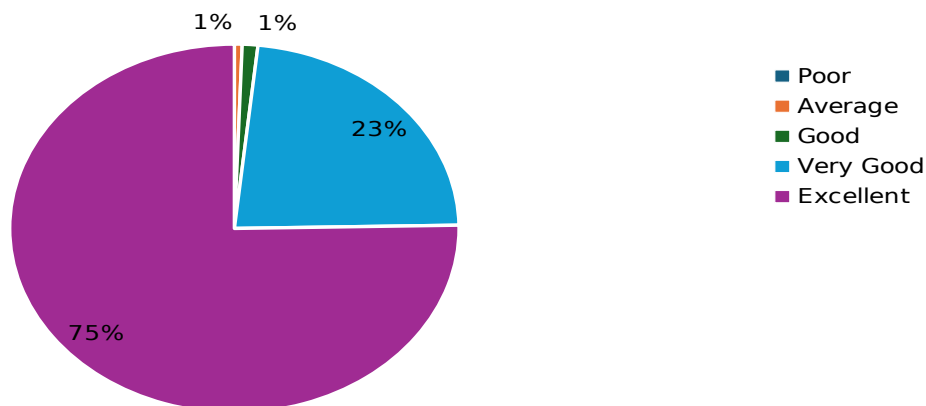
98.88% of respondents rated the availability of relevant reading materials and digital resources in the library as "Very Good" or "Excellent," while only 1.12% rated it as "Good," with no ratings of "Average" or "Poor."

### 8. Availability of teaching - learning resources



The chart indicates that 97.75% of respondents rated the availability of teaching-learning resources as "Very Good" or "Excellent," with only 2.25% rating it as "Good" or "Average," and none rating it as "Poor."

### 9. Freedom to propose, modify, suggest and incorporate new topics in the syllabus through proper forum



Most respondents (75.28%) rated the freedom to adjust the syllabus as "Excellent," with 23.03% finding it "Very Good." Minimal dissatisfaction was noted, as no respondents rated it "Poor."

#### Analysis

Teachers predominantly gave positive feedback on various components of the curriculum, noting its comprehensiveness and relevance to the students' needs. They appreciated the structured format and the inclusion of diverse perspectives, which they felt improved the learning experience. Nonetheless, a few concerns were raised, particularly regarding the depth of some topics and the pacing of the coursework. These issues were promptly addressed in Board of Studies (BoS) meetings, where teachers' suggestions were thoroughly discussed. As a result, several relevant recommendations were incorporated into the curriculum to ensure a more balanced and detailed coverage of the subjects.

#### Alumni Feedback Analysis on Curriculum:

Alumni provide valuable suggestions for enhancing the curriculum, aligning it with industry requirements and improving student employability. By incorporating alumni feedback, educators can ensure that the curriculum remains relevant and up to date with current industry trends. This, in turn, helps students gain the skills and knowledge necessary for their careers. Furthermore, alumni feedback can identify areas where the curriculum may be lacking, prompting educators to make necessary adjustments.

## REPORT ON FEEDBACK ANALYSIS 2021-2022

### Alumni feedback form

How do you rate the following?

Sr. No.	Statement	5	4	3	2	1
1	Relevance and appropriateness of the syllabus					
2	Support provided for pursuing Higher studies / career planning					
3	Regularity of syllabus updation					
4	Effectiveness of teaching-learning methods					
5	Quality of assessment and evaluation methods					
6	Availability and accessibility of study material					
7	The institute / faculty helped me in placement / higher education					
8	The institute is student - centric in all its academic initiatives					
9	The institutes industry tie ups were useful for me					
10	Any other suggestions:					



**A sample copy of alumni's feedback on the curriculum**

## Alumni Feedback on Curriculum and Its Transaction

A.E. Society's , Tuljaram Chaturchand College of Arts, Science and Commerce, (Autonomous), Baramati

Dear Alumni, This feedback form is related to the curriculum design, teaching-learning, methods and skill development of the students. This is confidential and it will be used for syllabus revision, restructuring of curriculum and quality improvement of the program.

Kindly click in the appropriate box that best corresponds to your opinion. So, rate the following. ( 5 - Excellent, 4 - Very Good, 3 - Good, 2 - Average, 1 - Poor)

Select Academic Year : \*

2021-2022 ▼

Name of the Alumni:- \*

Newase Rutuja laxman

Department : \*

Physics ▼



<https://docs.google.com/forms/d/1MVPOE1fyruAuTcFDIPxGerG6X23t1m6aipapysqTe4g/edit#response=ACYDBNjpC8jOtGaCgG8jAkd17N-c5E9BSW...> 1/4

## REPORT ON FEEDBACK ANALYSIS 2021-2022

### 1. Relevance and appropriateness of the syllabus \*

	1	2	3	4	5	
Poor	<input type="radio"/>	<input type="radio"/>	<input type="radio"/>	<input type="radio"/>	<input checked="" type="radio"/>	Excellent

### 2. Support provided for pursuing Higher studies / career planning \*

	1	2	3	4	5	
Poor	<input type="radio"/>	<input type="radio"/>	<input type="radio"/>	<input checked="" type="radio"/>	<input type="radio"/>	Excellent

### 3. Regularity of syllabus updation \*

	1	2	3	4	5	
Poor	<input type="radio"/>	<input type="radio"/>	<input type="radio"/>	<input type="radio"/>	<input checked="" type="radio"/>	Excellent

### 4. Effectiveness of teaching-learning methods \*

	1	2	3	4	5	
Poor	<input type="radio"/>	<input type="radio"/>	<input type="radio"/>	<input type="radio"/>	<input checked="" type="radio"/>	Excellent

### 5. Quality of assessment and evaluation methods \*

	1	2	3	4	5	
Poor	<input type="radio"/>	<input type="radio"/>	<input type="radio"/>	<input type="radio"/>	<input checked="" type="radio"/>	Excellent

<https://docs.google.com/forms/d/1MVPOE1fyruAuTcFDIPxGerG6X23t1m6aipaapsqTe4g/edit#response=ACYDBNjpC8jOtGaCgG8jAkd17N-c5E9BSW...> 2/4



## REPORT ON FEEDBACK ANALYSIS 2021-2022

### 6. Availability and accessibility of study material \*

	1	2	3	4	5	
Poor	<input type="radio"/>	<input type="radio"/>	<input type="radio"/>	<input type="radio"/>	<input checked="" type="radio"/>	Excellent

### 7. The institute / faculty helped me in placement / higher education \*

	1	2	3	4	5	
Poor	<input type="radio"/>	<input type="radio"/>	<input type="radio"/>	<input type="radio"/>	<input checked="" type="radio"/>	Excellent

### 8. The institute is student - centric in all its academic initiatives \*

	1	2	3	4	5	
Poor	<input type="radio"/>	<input type="radio"/>	<input type="radio"/>	<input type="radio"/>	<input checked="" type="radio"/>	Excellent

### 9. The institutes industry tie ups were useful for me \*

	1	2	3	4	5	
Poor	<input type="radio"/>	<input type="radio"/>	<input type="radio"/>	<input type="radio"/>	<input checked="" type="radio"/>	Excellent

### 10. Any other suggestions:- \*

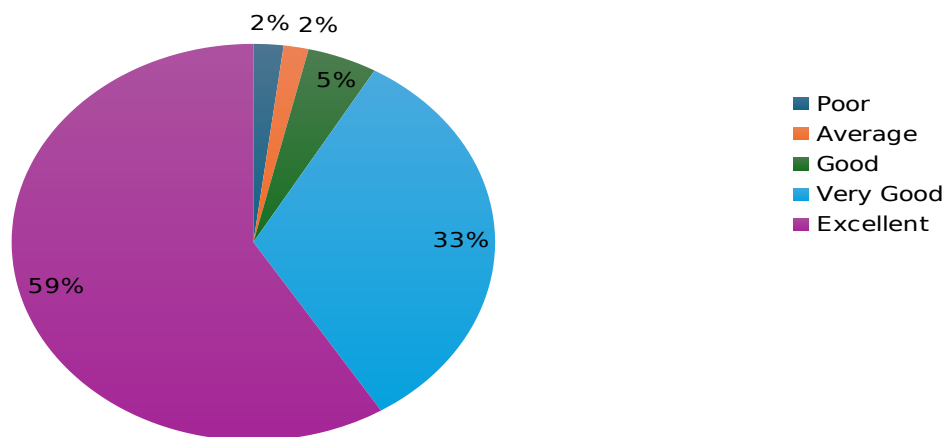
No \_\_\_\_\_

This form was created inside Tuljaram Chaturchand College of Arts, Science and Commerce.

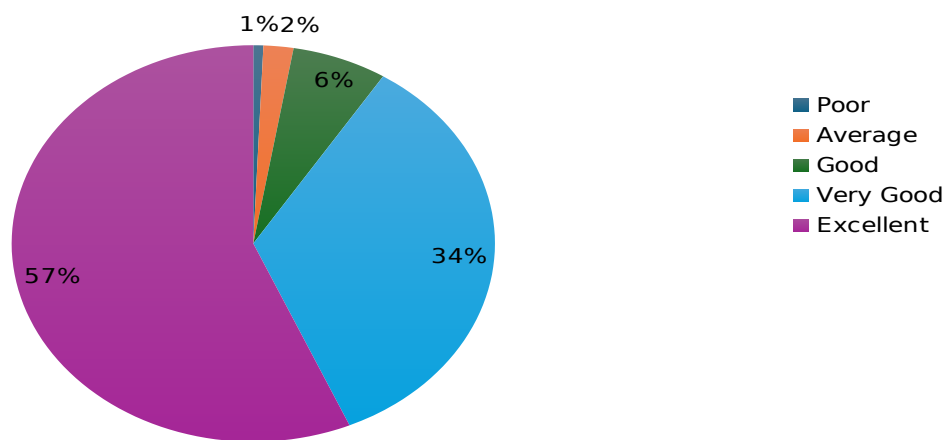
<https://docs.google.com/forms/d/1MVPOE1fyruAuTcFDIPxGerG6X23t1m8aipapysqTe4g/edit#form=ACYDBNjpC8jOtGaCgG8jAkd17N-c5E9BSW...> 3/4



## Analysis of Alumni's Feedback on Curriculum 2021-22

**1. Relevance and appropriateness of the syllabus**

The chart shows that 58.86% of respondents rated the syllabus's relevance and appropriateness as "Excellent," with 32.78% finding it "Very Good," reflecting high satisfaction with its content.

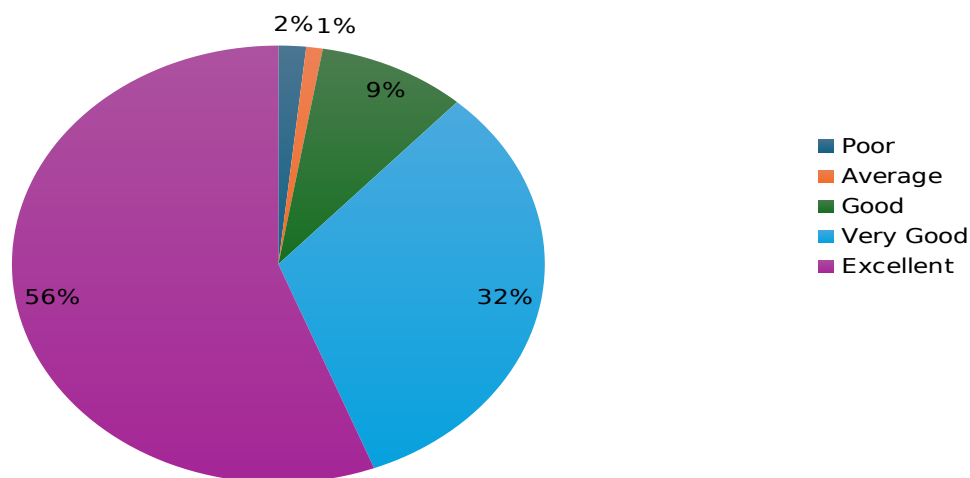
**2. Support provided for pursuing Higher studies / career planning**

The data reveals that 56.52% rated the support for higher studies and career planning as "Excellent" and 34.45% as "Very Good," highlighting strong approval of the guidance offered.



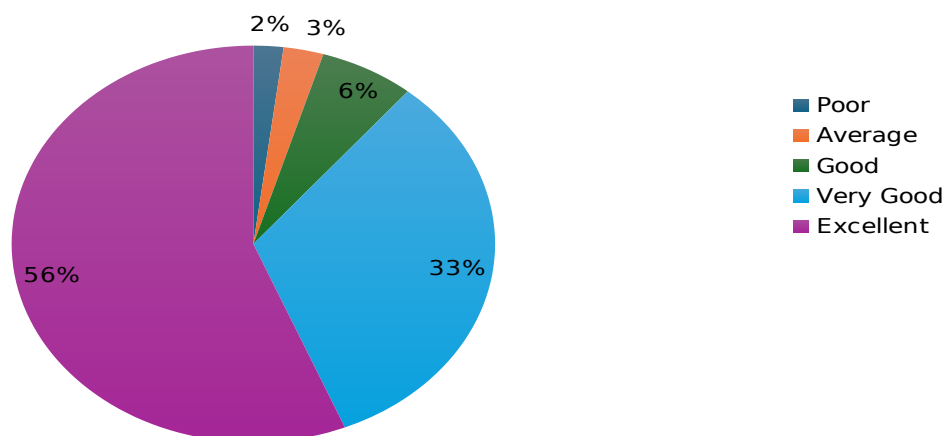


### 3. Regularity of syllabus updation



The chart indicates that 55.85% rated the regularity of syllabus updation as "Excellent," with 32.44% rating it "Very Good," suggesting effective and timely updates to the syllabus.

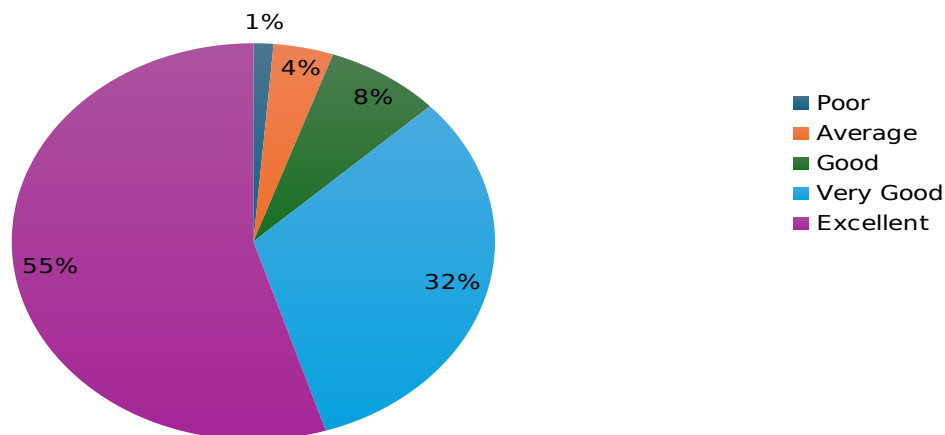
### 4. Effectiveness of teaching-learning methods



The data shows that 56.19% rated the effectiveness of teaching-learning methods as "Excellent" and 32.78% as "Very Good," reflecting high satisfaction with teaching practices.

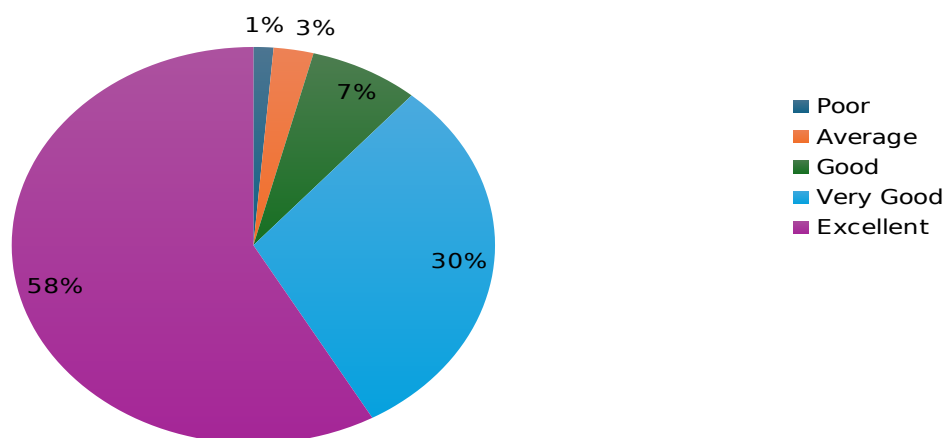


### 5. Quality of assessment and evaluation methods



The chart demonstrates that 54.85% rated the quality of assessment and evaluation methods as "Excellent," with 32.11% finding them "Very Good," indicating strong approval of evaluation practices.

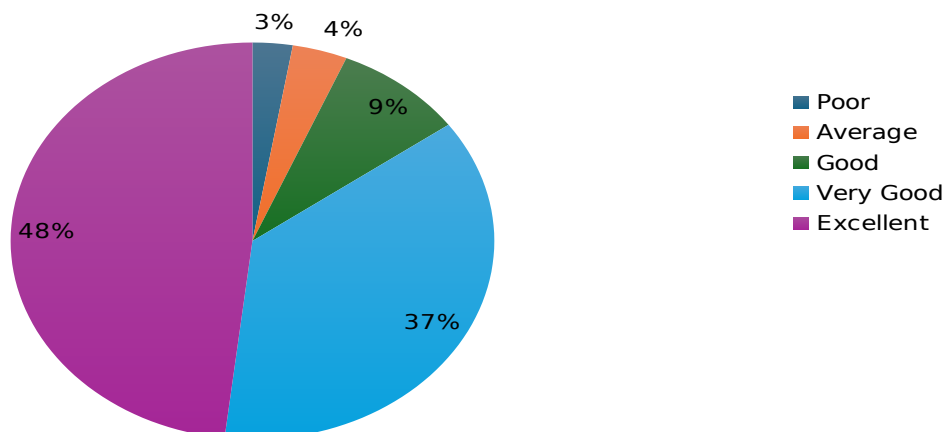
### 6. Availability and accessibility of study material



The data reveals that 58.19% rated the availability and accessibility of study material as "Excellent" and 30.43% as "Very Good," highlighting the effectiveness of study material provision.

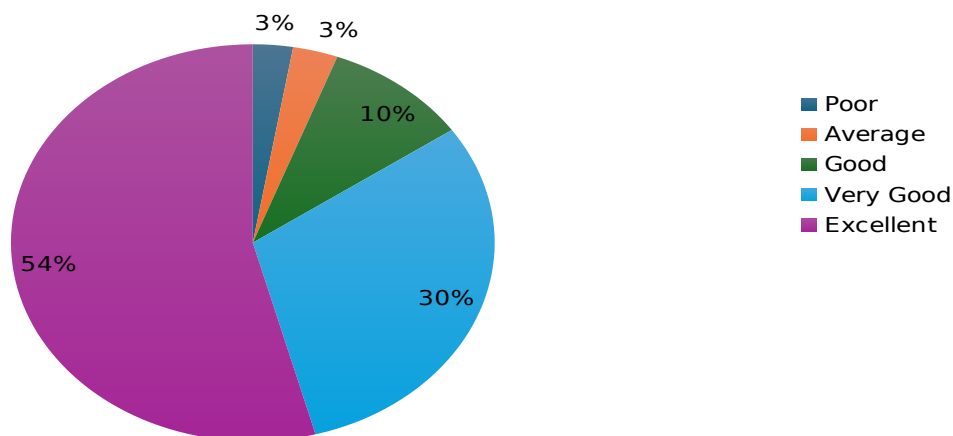


### 7. The institute / faculty helped me in placement / higher education



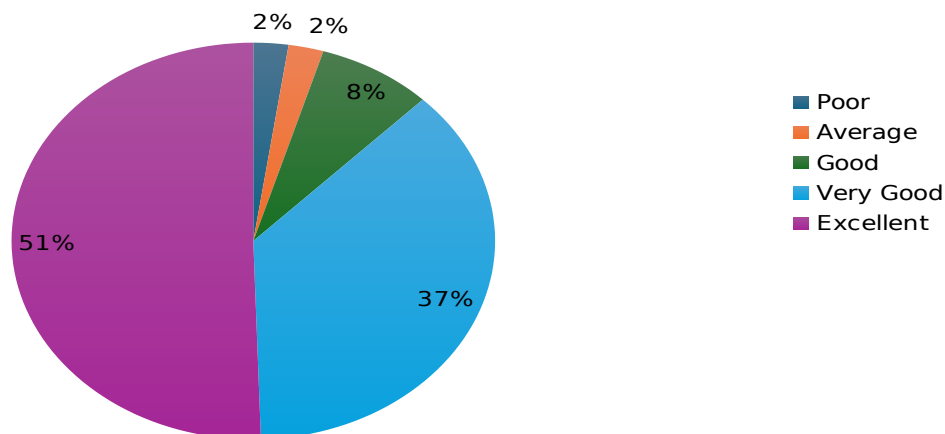
The chart shows that 48.16% rated the institute's assistance with placement and higher education as "Excellent," with 36.79% finding it "Very Good," reflecting significant support in career and educational advancement.

### 8. The institute is student - centric in all its academic initiatives



The data indicates that 54.18% rated the institute as "Excellent" in being student-centric in academic initiatives, with 30.43% rating it "Very Good," suggesting a strong focus on student needs.

### 9. The institutes industry tie ups were useful for me



The chart reveals that 50.50% rated the usefulness of the institute's industry tie-ups as "Excellent" and 37.12% as "Very Good," indicating that effective industry connections benefit students.

#### Analysis:

The feedback from alumni for the academic year 2021-2022 was highly positive, reflecting significant satisfaction with the curriculum crafted by the faculty. Alumni praised the comprehensive and engaging nature of the courses, mentioning that the curriculum was both demanding and relevant to current issues. Many graduates highlighted the faculty's dedication to including diverse perspectives and enhancing critical thinking skills. The feedback also underscored the effectiveness of the teaching methods used, which were described as innovative and student-centered. Furthermore, alumni appreciated the faculty's accessibility and readiness to support students beyond the classroom.

#### Employer Feedback Analysis on Curriculum

Employers provide critical insights into the curriculum's relevance and alignment with industry needs, helping to improve student employability. Their feedback ensures that educational programs stay current and include the latest industry trends and technologies. By pointing out specific skills and knowledge gaps, employers assist academic institutions in adjusting their

courses to better prepare students for the job market. This collaboration fosters a more dynamic and practical learning environment, benefiting both students and the industries they will enter.

### Employer feedback form

#### How do you rate the following?

Sr. No.	Statement	5	4	3	2	1
1	Relevance of the course content					
2	Scope for the development of creative skills					
3	Curriculum design aligned with industry and market needs.					
4	Industry and market related activities					
5	Overall effectiveness of the syllabi for employability					
6	Effectiveness of curriculum for development of entrepreneurship.					
7	Syllabi is need based					
8	Degree of satisfaction of the syllabus of the courses in relation to the expected outcome of the course					
9	The curriculum and syllabus provide sufficient knowledge in the area of study.					
10	Any other suggestions					



**A sample copy of employer's feedback on the curriculum**

## Employer's Feedback on Curriculum and Its Transaction

A.E. Society's , Tuljaram Chaturchand College of Arts, Science and Commerce, (Autonomous), Baramati

Dear Sir / Madam, This feedback form is related to the curriculum design, teaching-learning, methods and skill development of the students. This is confidential and it will be used for syllabus revision, restructuring of curriculum and quality improvement of the program. Kindly click in the appropriate box that best corresponds to your opinion. So, rate the following. ( 5 - Excellent, 4 - Very Good, 3 - Good, 2 - Average, 1 - Poor)

Select Academic Year : \*

2021-2022 ▼

Name of Organization \*

Malegao sugar factory

Relevance of the course content \*

	1	2	3	4	5	
Poor	<input type="radio"/>	<input type="radio"/>	<input type="radio"/>	<input type="radio"/>	<input checked="" type="radio"/>	Excellent



[https://docs.google.com/forms/d/1zNLOIYIPuDnbZg-8xEkJFXUmkrQbbx6Bwpa09Tgkjsge/edit#response=ACYDBNgzeFBowJuUibU\\_LCerdcj27fqChQ...](https://docs.google.com/forms/d/1zNLOIYIPuDnbZg-8xEkJFXUmkrQbbx6Bwpa09Tgkjsge/edit#response=ACYDBNgzeFBowJuUibU_LCerdcj27fqChQ...) 1/3

## REPORT ON FEEDBACK ANALYSIS 2021-2022

Scope for the development of creative skills \*

	1	2	3	4	5	
Poor	<input type="radio"/>	<input type="radio"/>	<input type="radio"/>	<input type="radio"/>	<input checked="" type="radio"/>	Excellent

Curriculum design aligned with industry and market needs. \*

	1	2	3	4	5	
Poor	<input type="radio"/>	<input type="radio"/>	<input type="radio"/>	<input checked="" type="radio"/>	<input type="radio"/>	Excellent

4. Industry and market related activities \*

	1	2	3	4	5	
Poor	<input type="radio"/>	<input type="radio"/>	<input type="radio"/>	<input checked="" type="radio"/>	<input type="radio"/>	Excellent

5. Overall effectiveness of the syllabi for employability \*

	1	2	3	4	5	
Poor	<input type="radio"/>	<input type="radio"/>	<input type="radio"/>	<input checked="" type="radio"/>	<input type="radio"/>	Excellent

6. Effectiveness of curriculum for development of entrepreneurship. \*

	1	2	3	4	5	
Poor	<input type="radio"/>	<input type="radio"/>	<input type="radio"/>	<input type="radio"/>	<input checked="" type="radio"/>	Excellent

[https://docs.google.com/forms/d/1zNLOIYIPuDnbZg-8xEkJFXUmkrQbbx6Bwpa09Tgkjsq/edit#response=ACYDBNgzeFBowJuUibU\\_LCerdCj27fqChQ...](https://docs.google.com/forms/d/1zNLOIYIPuDnbZg-8xEkJFXUmkrQbbx6Bwpa09Tgkjsq/edit#response=ACYDBNgzeFBowJuUibU_LCerdCj27fqChQ...) 2/3



## REPORT ON FEEDBACK ANALYSIS 2021-2022

7. Syllabi is need based \*

	1	2	3	4	5	
Poor	<input type="radio"/>	<input type="radio"/>	<input type="radio"/>	<input type="radio"/>	<input checked="" type="radio"/>	Excellent

8. Degree of satisfaction of the syllabus of the courses in relation to the expected outcome of the course \*

	1	2	3	4	5	
Poor	<input type="radio"/>	<input type="radio"/>	<input type="radio"/>	<input type="radio"/>	<input checked="" type="radio"/>	Excellent

9. The curriculum and syllabus provide sufficient knowledge in the area of study. \*

	1	2	3	4	5	
Poor	<input type="radio"/>	<input type="radio"/>	<input type="radio"/>	<input type="radio"/>	<input checked="" type="radio"/>	Excellent

10. Any other suggestions:- \*

- \_\_\_\_\_

This form was created inside Tuljaram Chaturchand College of Arts, Science and Commerce.

Google Forms

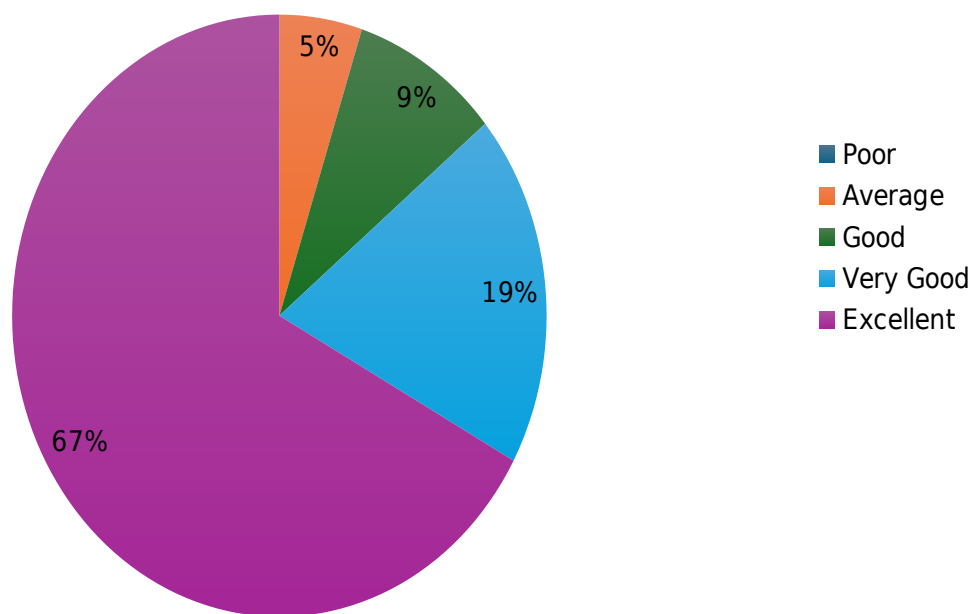


[https://docs.google.com/forms/d/1zNLOtYIPuDnbZg-8xEkJFXUmkrQbbx6Bwpa09Tgkjs/edit#response=ACYDBNgzeFBowJuUibU\\_LCerdcj27fqChQ...](https://docs.google.com/forms/d/1zNLOtYIPuDnbZg-8xEkJFXUmkrQbbx6Bwpa09Tgkjs/edit#response=ACYDBNgzeFBowJuUibU_LCerdcj27fqChQ...) 3/3



**Analysis of Employer's Feedback on Curriculum 2021-22**

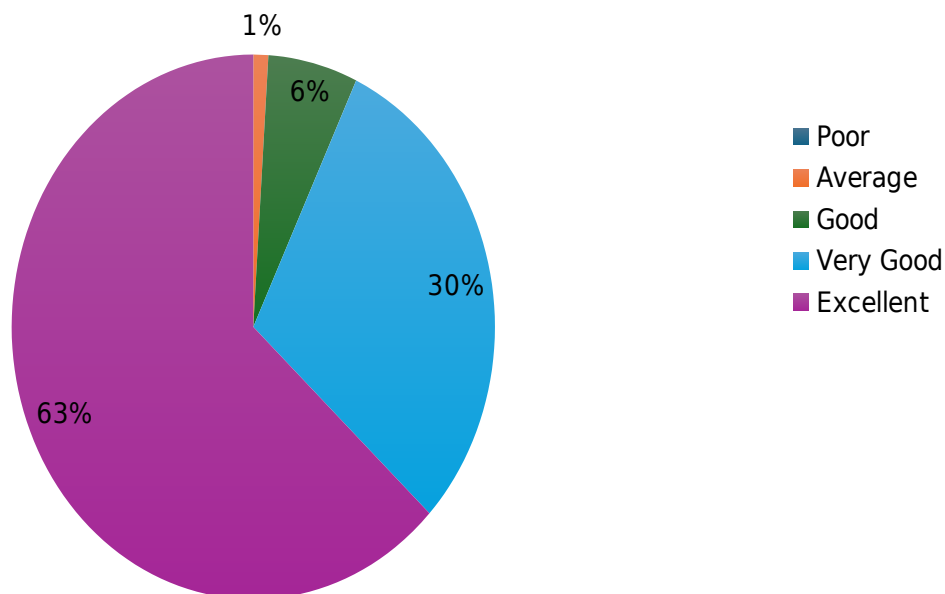
**Relevance of the course content**



The chart shows that 67% of respondents rated the relevance of course content as "Excellent," with 19% rating it "Very Good," highlighting a high level of satisfaction with the course material.



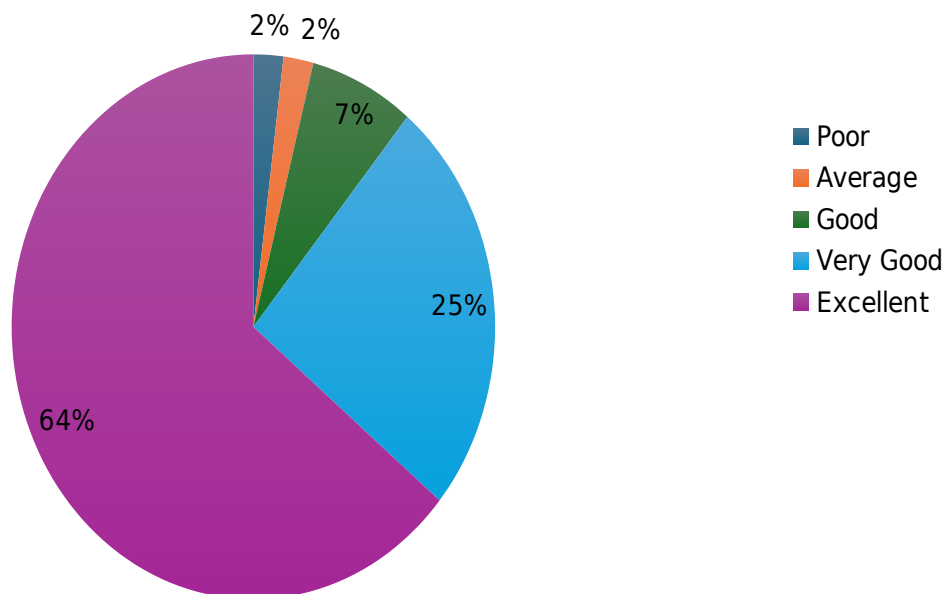
## 2.Scope for the development of creative skills



The data reveals that 63% found the scope for developing creative skills "Excellent," and 30% rated it "Very Good," reflecting strong approval of opportunities for creativity.



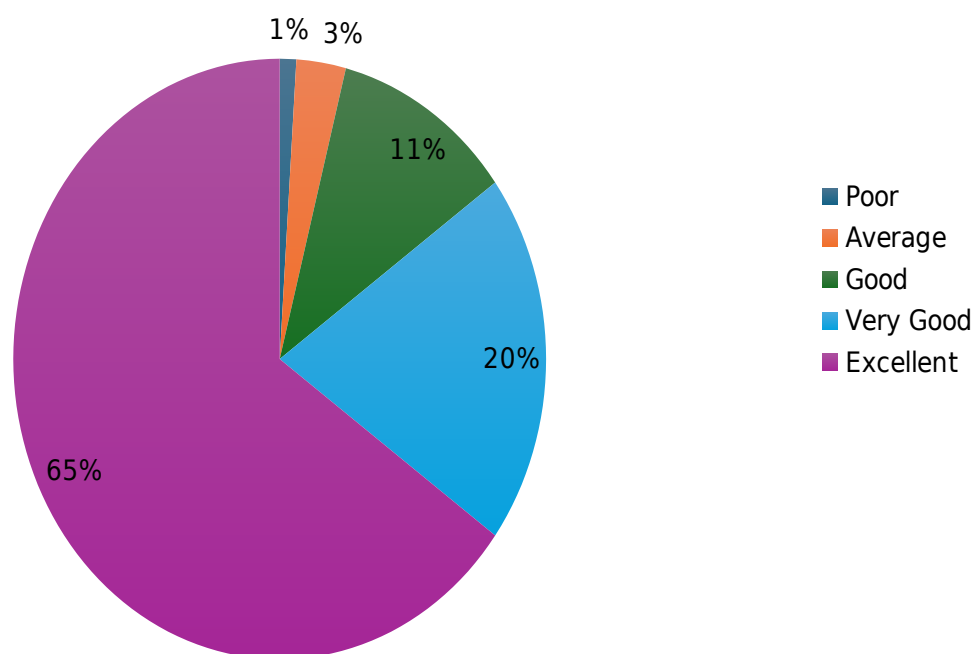
### 3. Curriculum design aligned with industry and market needs.



The chart indicates that 64% rated the alignment of curriculum design with industry and market needs as "Excellent" and 25% as "Very Good," showing that the curriculum is well-matched with professional requirements.



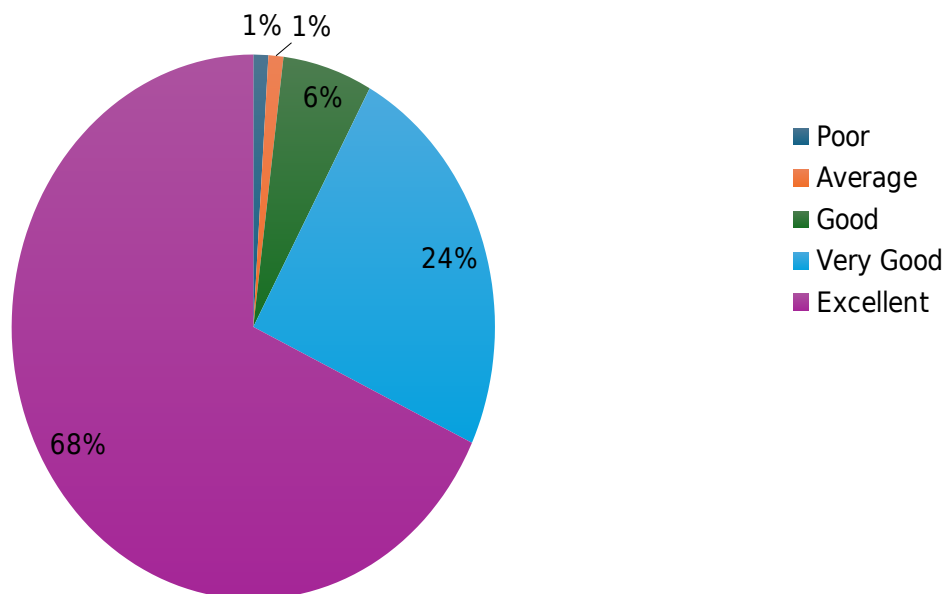
#### 4. Industry and market related activities



The data shows that 65% rated industry and market-related activities as "Excellent" and 20% as "Very Good," suggesting that these activities are highly valued.



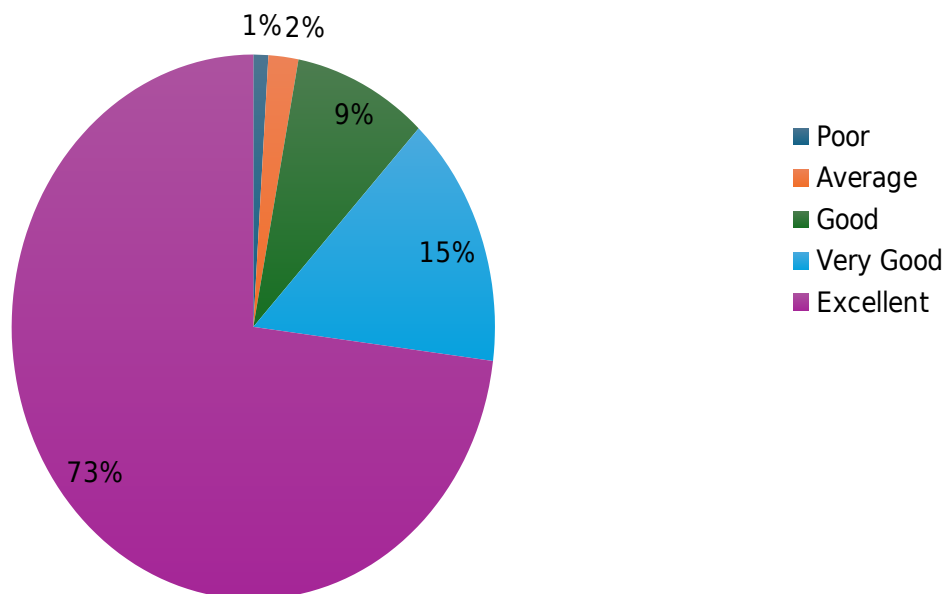
## 5. Overall effectiveness of the syllabi for employability



The chart demonstrates that 68% rated the syllabi's effectiveness for employability as "Excellent," with 24% finding it "Very Good," indicating strong approval of its role in enhancing job prospects.



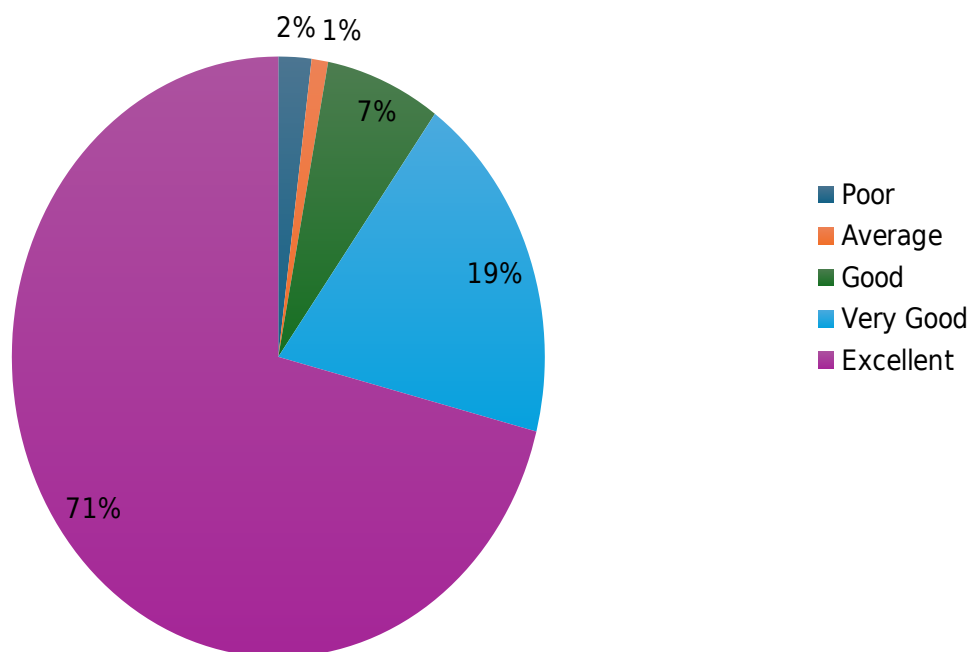
## 6. Effectiveness of curriculum for development of entrepreneurship.



The data reveals that 73% rated the curriculum's effectiveness for developing entrepreneurship as "Excellent" and 15% as "Very Good," reflecting a high level of satisfaction in fostering entrepreneurial skills.



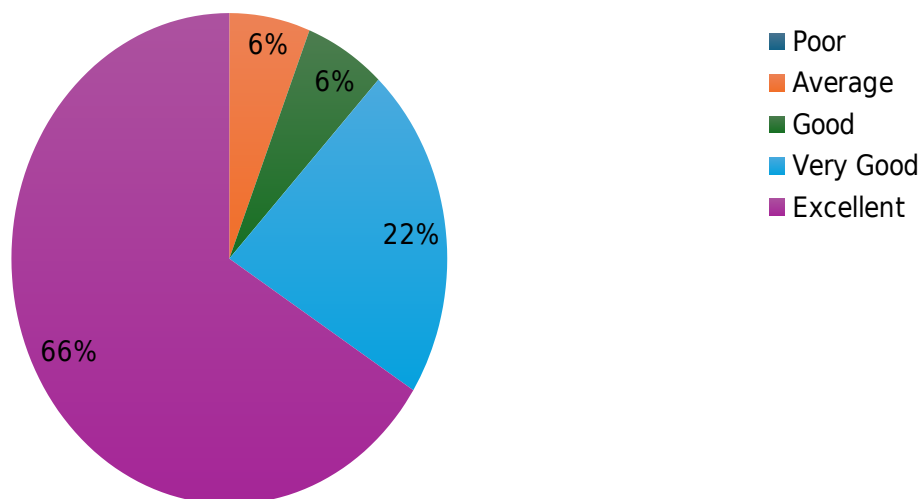
## 7. Syllabi is need based



The chart shows that 71% found the syllabi to be "Excellent" in meeting needs, with 19% rating it "Very Good," indicating that the syllabi are well-suited to current demands.



## 8. Degree of satisfaction of the syllabus of the courses in relation to the expected outcome of the course

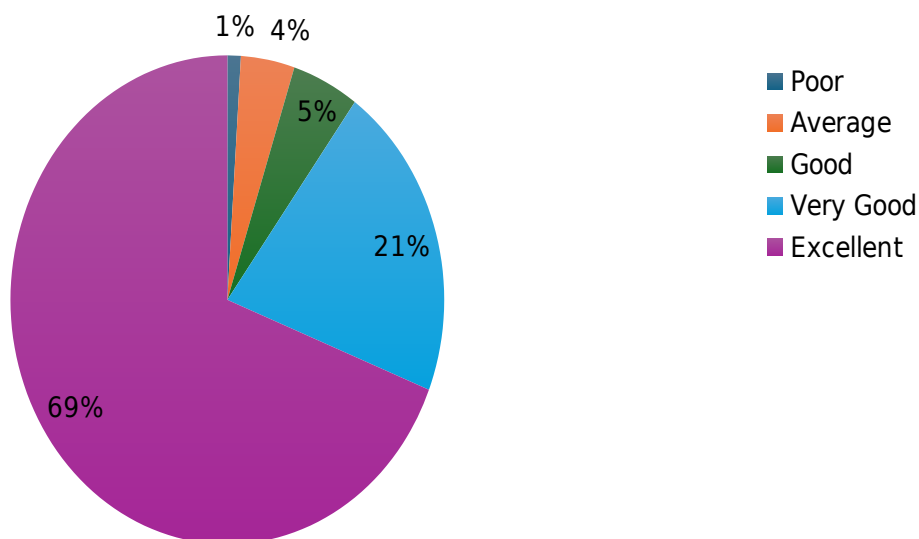


The data indicates that 66% rated the degree of satisfaction with the syllabus in relation to expected outcomes as "Excellent" and 22% as "Very Good," demonstrating a high level of satisfaction with how well the syllabus meets expectations.





## 9. The curriculum and syllabus provide sufficient knowledge in the area of study.



The chart reveals that 69% of respondents rated the curriculum and syllabus as "Excellent" in providing sufficient knowledge, with 21% rating it "Very Good," highlighting the effectiveness of the content in delivering necessary knowledge.

### Analysis:

Employer feedback for the academic year 2021-2022 reflects a high level of satisfaction with the curriculum, as demonstrated by exceptional grades. Employers repeatedly praised the curriculum's comprehensive design, noting its success in readying students for workplace demands. Many employers highlighted the coursework's relevance to industry standards, which facilitated graduates' seamless transition into their fields. Moreover, the practical skills and theoretical understanding provided by the curriculum were often mentioned as key strengths. Employers also appreciated the focus on critical thinking and problem-solving abilities, which they found invaluable in professional contexts.





## REPORT ON FEEDBACK ANALYSIS 2021-2022

Anekant Education Society's

Tuljaram Chaturchand College of Arts, Science and Commerce, Baramati

Department wise Stakeholder Feedback Analysis Report on their curriculum A.Y. 2021-22


Sr.No	Department	Students Score	Students Grade	Teachers Score	Teachers Grade	Alumni Score	Alumni Grade
1	Commerce	4.54	O	5	O	4.83	O
2	BBA	4.6	O	4.84	O	4.44	O
3	BBA(CA)	4.87	O	4.87	O	4.57	O
4	Chemistry	4.16	O	4.6	O	5	O
5	Physics	4.15	O	4.58	O	4.49	O
6	Mathematics	4.54	O	4.81	O	4.38	O
7	Zoology	4.06	O	4.81	O	4.48	O
8	Botany	4.34	O	4.61	O	4.17	O
9	Electronics	4.08	O	4.6	O	3.98	VG
10	Microbiology	4.26	O	4.7	O	4.76	O
11	Statistics	4.63	O	4.98	O	4.81	O
12	Computer Sci.	4.45	O	4.65	O	4.25	O
13	Env. Sci.	4.31	O	4.81	O	-	-
14	Marathi	4.58	O	4.98	O	4.21	O
15	Hindi	4.64	O	5	O	5	O
16	English	4.04	O	4.04	O	4.11	O
17	Sanskrit	4.02	O	4.22	O	-	-
18	History	3.85	VG	3.72	O	4.4	O
19	Economics	4.65	O	4.41	O	4.41	O
20	Sociology	4.16	O	4.58	O	4.07	O
21	Politics	4.56	O	4.73	O	4.44	O
22	Geography	4.26	O	5	O	4.52	O



## REPORT ON FEEDBACK ANALYSIS 2021-2022

23	Defence & St. Studies	4.57	O	4.56	O	4.74	O
24	Psychology & Yoga	4.38	O	4.59	O	3.67	O
25	Philosophy and Logic	3.47	VG	4.74	O	-	-
26	Food Proc	4.67	O	4.86	O	4.42	O
27	Retail Mgmt	4.21	O	4.25	O	4.24	O
28	Dairy Tech.	4.24	O	4.11	O	4.14	O
29	Journalism & Mass Comm.	4.12	O	4.21	O	4.11	O
30	E-Commerce	3.47	VG	4.1	O	4.07	O



  
 Principal  
 Tuljaram Chaturchand College  
 Baramati