




ADMIT CARD
MAHARASHTRA STATE ELIGIBILITY TEST FOR ASSISTANT PROFESSOR
(Conducted by Savitribai Phule Pune University as a State Agency)

	Day & Date Sunday, 26th Sept, 2021	Paper	Time
		I	10.00 a.m. to 11.00 a.m.
		II	11.30 a.m. to 01.30 p.m.
			Without break

Name of Candidate	: PHALKE DNYANESHWAR BALASO	 Photo of the Candidate
Seat No.	: 520412	
Subject	: Mathematical Sciences (30)	
Centre	: Pune (11)	
Catetgory	: OPEN EWS	
PwD	: Not Eligible	
Place of the Examination	: (1116) Annasaheb Magar College, Hadapsar, Pune 411028	



Signature of the Candidate

Important Instructions

1. The candidate is required to carry the admit card, besides identity proof such as Original Driving License, Election Card, Aadhaar Card, Passport or PAN Card etc. in absence of which candidate will not be allowed to appear for the SET examination.
2. If your admit card do not display image of your photograph, you have to paste a recent photo at appropriate place and get it attested from the Principal/competent authority.
3. The candidate must sign the attendance sheet for two sessions, in absence of which his/her OMR answer sheets will not be assessed.
4. Candidate should report to the exam center **two hours before** commencement of exam to take preventive measures for COVID-19.
5. Use only a **Blue/Black Ball Point Pen** to shade the circles concerning Seat number, subject code and answers on the OMR answer sheet for papers I & II. The circle should be shaded properly, as instructed in the SET notification.
6. There are 2 OMR Sheets, separate for each paper and Test booklet code is pre-printed & pre-shaded on both OMR Sheets.
7. The Candidate must ensure that the test booklet code printed & shaded on the OMR Sheet is similar to that printed on the test booklet.
8. Ensure that the seat number & subject code are written & shaded correctly on the OMR Sheets. Failure to do this, you will get zero marks and you will be responsible for this mistake.
9. No candidate shall be allowed to carry Calculator, Cellular-phone, Mobile Phone, Pager and other electronic devices in the Examination Hall/Room.
10. Please ensure the details such as your name, subject, Centre, category, PWD Category shown in the admit card are as per your online application form.
11. No TA/DA will be paid to the candidates.
12. **Important Note for Physically Handicapped Candidates (40% or more disability)**
If you are Physically Handicapped and if you are unable to write, please contact the Superintendent of your examination centre with relevant documents along with request letter, at least 8 days in advance for writer/scribe.
13. The candidate has to return the original OMR Sheet at the end of each session to the invigilator in the examination Hall/Room. However, Candidates are allowed to carry the used Test Booklets of Papers – I & II along with carbon less copy of both OMR Sheets on conclusion of SET Exam.
14. **There will be no break between two sessions.**